

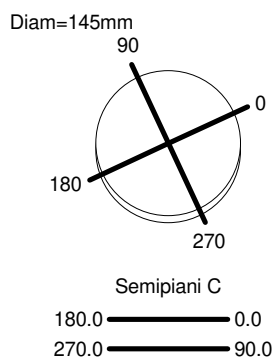
Luminaire

Code 0629000A+0371050A
 Name TOLOMEO SOSPENSIONE DECENTRATA struttura + diffusore in alluminio

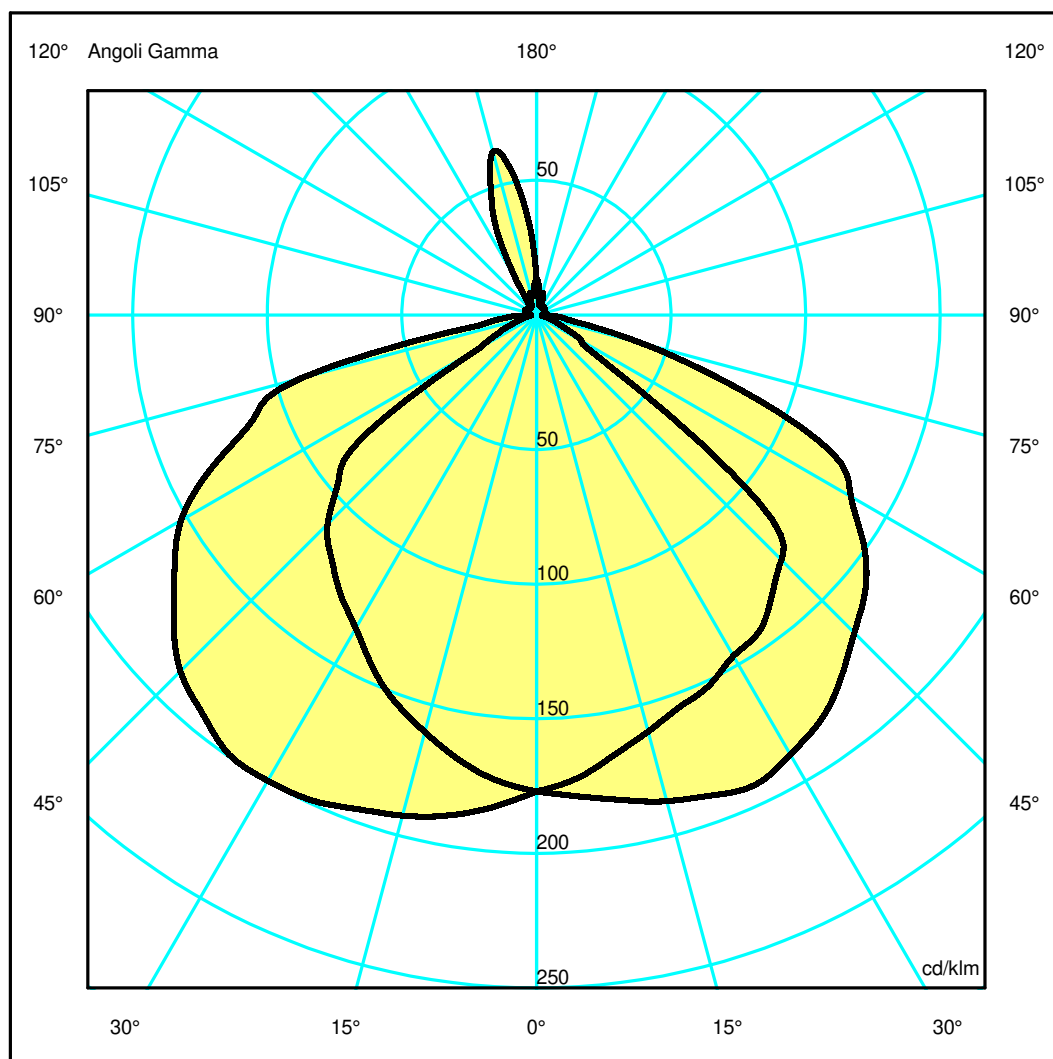
Measurem.

Code FTS1501991-B
 Name TOLOMEO SOSPENSIONE DECENTRATA struttura + diffusore in alluminio

Luminaire Flux	615 lm	Luminaire Power	8.0 W	Efficacy	76.865 lm/W	Efficiency	58.29%
Source Flux	1055 lm	Maximum value	199.70 cd/klm	Position	C=270.00 G=30.00	CG	Asymmetrical
Round Luminaire		Diam.	145 mm	Height	90 mm		
Round Luminous Area		Diam.	140 mm	Height	0 mm		
Horizontal Luminous Area			0.015394 m2	Emitting area on Plane 180°			0.000000 m2
Emitting area on Plane 0°			0.000000 m2	Emitting area on Plane 270°			0.000000 m2
Emitting area on Plane 90°			0.000000 m2	Glare area at 76°			0.003724 m2
Coordinate system		CG		Symmetry Type		Asymmetrical	
Date		27-08-2024		Maximum Gamma Angle		180	
Measurement Distance		0.00		Measurement Flux		1055 lm	
Lamping=LED 1x8W (E27) CCT=2700K CRI=90							
C.I.E.	47 83 98 96 58			D DIN 5040	A31		
F UTE	0.56 F + 0.03 T			B NBN	BZ 5 / 0.8 / BZ 4		



ULOR 2.54 %
 DLOR 55.74 %
 RN 4.36 %



Luminaire

Code 0629000A+0371050A
 Name TOLOMEO SOSPENSIONE DECENTRATA struttura + diffusore in alluminio

Measurement

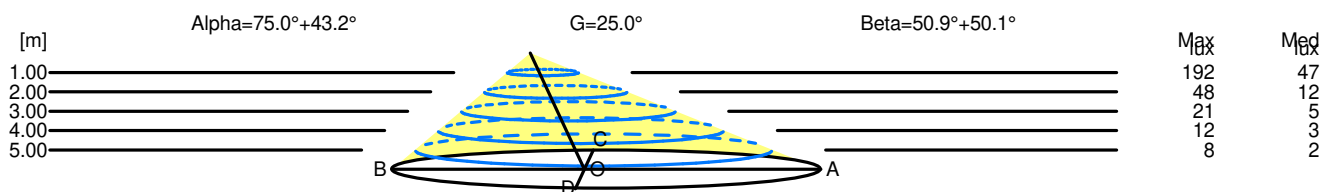
Code FTS1501991-B
 Name TOLOMEO SOSPENSIONE DECENTRATA struttura + diffusore in alluminio

Luminaire Flux	615 lm	Luminaire Power	8.0 W	Efficacy	76.865 lm/W	Efficiency	58.29%
Source Flux	1055 lm	Maximum value	199.70 cd/klm	Position	C=270.00 G=30.00	CG	Asymmetrical
Round Luminaire		Diam.	145 mm	Height	90 mm		
Round Luminous Area		Diam.	140 mm	Height	0 mm		
Horizontal Luminous Area			0.015394 m2	Emitting area on Plane 180°			0.000000 m2
Emitting area on Plane 0°			0.000000 m2	Emitting area on Plane 270°			0.000000 m2
Emitting area on Plane 90°			0.000000 m2	Glare area at 76°			0.003724 m2
Coordinate system		CG		Symmetry Type		Asymmetrical	
Date		27-08-2024		Maximum Gamma Angle		180	
Measurement Distance		0.00		Measurement Flux		1055 lm	
Lamping=LED 1x8W (E27) CCT=2700K CRI=90							
C.I.E.	47 83 98 96 58			D DIN 5040	A31		
F UTE	0.56 F + 0.03 T			B NBN	BZ 5 / 0.8 / BZ 4		

Width at 50.00 % of Max Intensity

H[m]	1.00	2.00	3.00	4.00	5.00	H[m]	1.00	2.00	3.00	4.00	5.00
OA	2.03	4.07	6.10	8.14	10.17	OC	1.36	2.71	4.07	5.43	6.79
OB	1.66	3.31	4.97	6.62	8.28	OD	1.32	2.64	3.95	5.27	6.59

	Luminous Intensities [cd/klm]									
	0	5	15	25	35	45	55	65	75	85
OA	186.65	189.35	197.21	203.10	194.01	176.09	156.44	127.95	42.98	9.58
OB	186.65	182.96	169.21	152.26	133.85	115.91	82.52	15.72	6.14	1.96
OC	186.65	182.23	168.99	160.16	151.81	135.63	36.05	12.75	4.91	1.96
OD	186.65	193.51	203.08	209.70	210.19	197.43	173.16	139.80	95.41	12.26



H[m]	D[m]	Max lux	Med lux	Alpha=75.0°+43.2°	G=25.0
1.00	3.69	192	47		
2.00	7.38	48	12		
3.00	11.07	21	5		
4.00	14.76	12	3		
5.00	18.45	8	2		

H[m]	D[m]	Max lux	Med lux	Beta=50.1°+50.9°	G=0.0
1.00	2.68	192	47		
2.00	5.35	48	12		
3.00	8.03	21	5		
4.00	10.70	12	3		
5.00	13.38	8	2		