

## Luminaire

Code 0762030A+0781010A  
 Name TOLOMEO MEGA LED BODY BLK DIMM/CABLE + TOLOMEO MEGA DIFF.RASO 320

## Measurement

Code FTS1601749  
 Name TOLOMEO MEGA LED BODY BLK DIMM/CABLE + TOLOMEO MEGA DIFF.RASO 320

Luminaire Flux	1894 lm	Luminaire Power	31.0 W	Efficacy	61.097 lm/W	Efficiency	100.00%
Source Flux	1894 lm	Maximum value	472.66 cd/klm	Position	C=0.00 G=0.00	CG	Rotosymmetrical
Round Luminaire		Diam.	320 mm	Height	220 mm		
Round Luminous Area		Diam.	320 mm	Height	220 mm		
Horizontal Luminous Area		0.080425 m <sup>2</sup>		Emitting area on Plane 180°		0.070400 m <sup>2</sup>	
Emitting area on Plane 0°		0.070400 m <sup>2</sup>		Emitting area on Plane 270°		0.070400 m <sup>2</sup>	
Emitting area on Plane 90°		0.070400 m <sup>2</sup>		Glare area at 76°		0.087765 m <sup>2</sup>	
Coordinate system		CG		Symmetry Type		Rotosymmetrical	
Date		20-09-2016		Maximum Gamma Angle		180	
Measurement Distance		0.00		Measurement Flux		1894 lm	

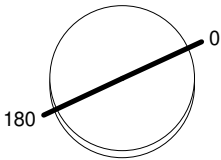
LED Flux=2914lm LED Power=25,6W Eff=65% EfcLed=114lm/W EfcLum=61lm/W Ra=92 SDCM=2 L70(6K)=50000h

C.I.E. 68 88 97 89 100  
 F UTE 0.89 C + 0.11 T

D DIN 5040  
 B NBN

B51  
 BZ 2 / 1 / BZ 3

Diam=320mm



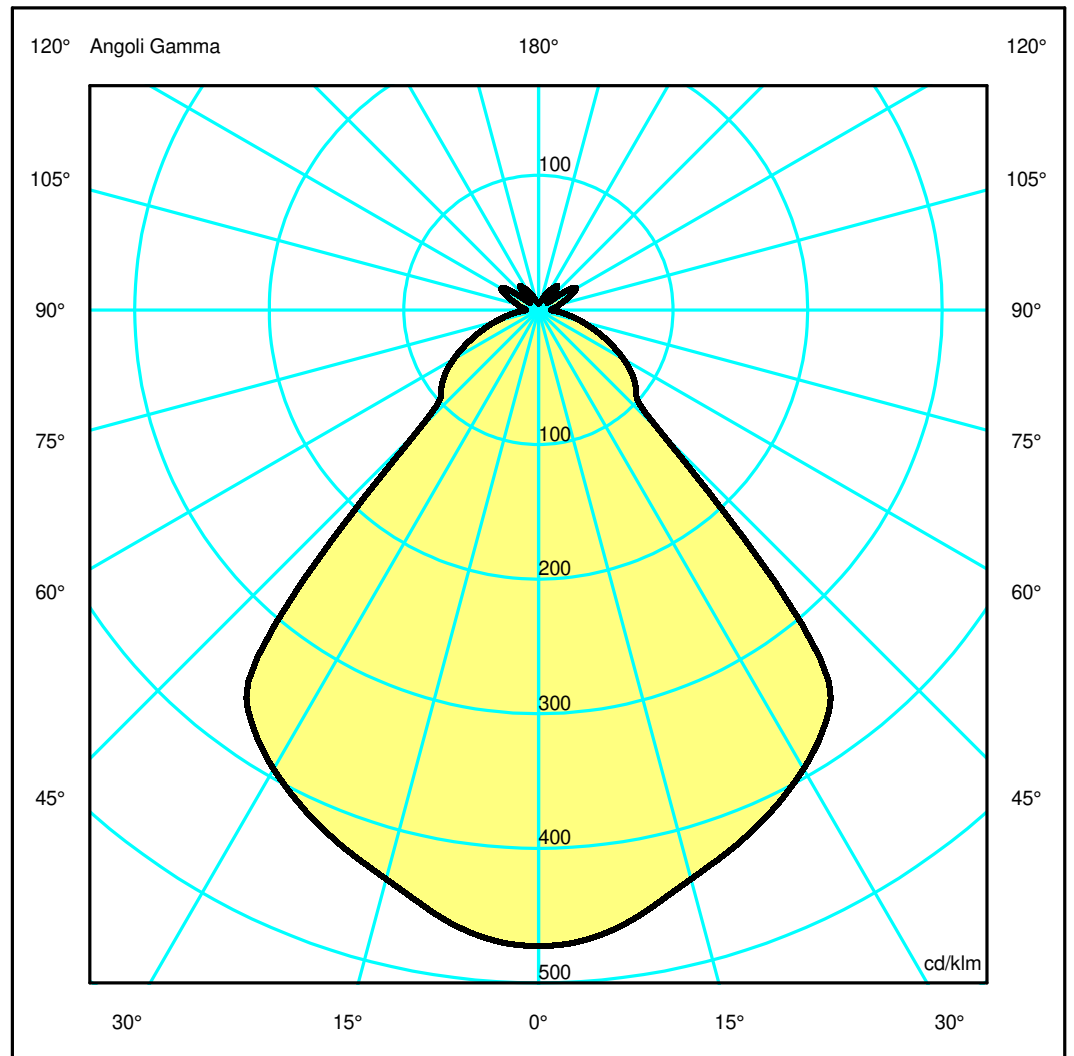
Semipiani C

180.0 ——— 0.0

ULOR 10.73 %

DLOR 89.27 %

RN 10.73 %



## Luminaire

Code 0762030A+0781010A  
 Name TOLOMEO MEGA LED BODY BLK DIMM/CABLE + TOLOMEO MEGA DIFF.RASO 320

## Measurement

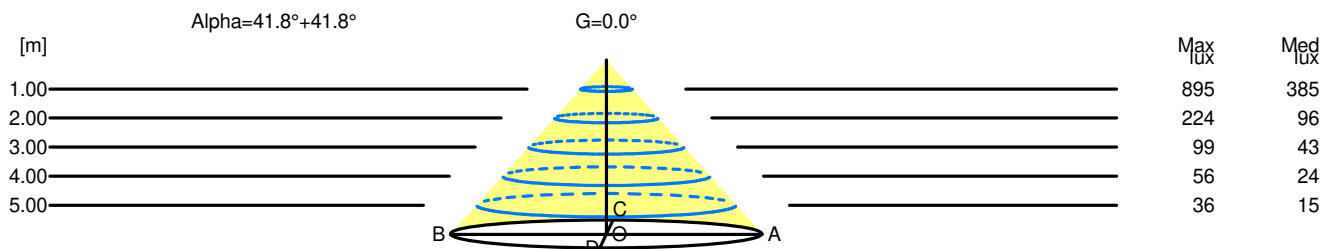
Code FTS1601749  
 Name TOLOMEO MEGA LED BODY BLK DIMM/CABLE + TOLOMEO MEGA DIFF.RASO 320

Luminaire Flux	1894 lm	Luminaire Power	31.0 W	Efficacy	61.097 lm/W	Efficiency	100.00%
Source Flux	1894 lm	Maximum value	472.66 cd/klm	Position	C=0.00 G=0.00	CG	Rotosymmetrical
Round Luminaire		Diam.	320 mm	Height	220 mm		
Round Luminous Area		Diam.	320 mm	Height	220 mm		
Horizontal Luminous Area		0.080425 m <sup>2</sup>		Emitting area on Plane 180°		0.070400 m <sup>2</sup>	
Emitting area on Plane 0°		0.070400 m <sup>2</sup>		Emitting area on Plane 270°		0.070400 m <sup>2</sup>	
Emitting area on Plane 90°		0.070400 m <sup>2</sup>		Glare area at 76°		0.087765 m <sup>2</sup>	
Coordinate system		CG		Symmetry Type		Rotosymmetrical	
Date		20-09-2016		Maximum Gamma Angle		180	
Measurement Distance		0.00		Measurement Flux		1894 lm	
LED Flux=2914lm LED Power=25,6W Eff=65% EfcLed=114lm/W EfcLum=61lm/W Ra=92 SDCM=2 L70(6K)=50000h							
C.I.E.	68 88 97 89 100			D DIN 5040	B51		
F UTE	0.89 C + 0.11 T			B NBN	BZ 2 / 1 / BZ 3		

Width at 50.00 % of Max Intensity

H[m]	1.00	2.00	3.00	4.00	5.00	H[m]	1.00	2.00	3.00	4.00	5.00
OA	0.89	1.79	2.68	3.57	4.47	OC	0.89	1.79	2.68	3.57	4.47
OB	0.89	1.79	2.68	3.57	4.47	OD	0.89	1.79	2.68	3.57	4.47

	Luminous Intensities [ cd/klm ]									
	0	5	15	25	35	45	55	65	75	85
OA	895.21	886.36	828.92	777.05	705.65	243.67	161.98	111.16	63.13	28.51
OB	895.21	886.36	828.92	777.05	705.65	243.67	161.98	111.16	63.13	28.51
OC	895.21	886.36	828.92	777.05	705.65	243.67	161.98	111.16	63.13	28.51
OD	895.21	886.36	828.92	777.05	705.65	243.67	161.98	111.16	63.13	28.51



H[m]	D[m]	Max lux	Med lux	Alpha=41.8°+41.8°	G=0.0
1.00	1.79	895	385		
2.00	3.57	224	96		
3.00	5.36	99	43		
4.00	7.15	56	24		
5.00	8.94	36	15		