

Luminaire

Code 1124020A
Name CHOOSE MEGA SOSP.3X100W RIV.PERG.

Measurem.

Code FTS0002479-A
Name CHOOSE MEGA SOSP.3X100W RIV.PERG.

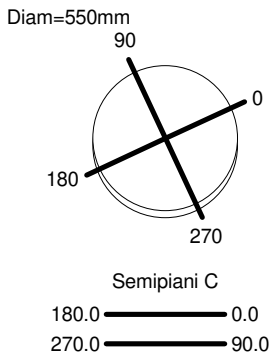
Luminaire Flux	3766 lm	Luminaire Power	36.0 W	Efficacy	104.622 lm/W	Efficiency	82.54%
Source Flux	4563 lm	Maximum value	174.08 cd/klm	Position	C=330.00 G=45.00	CG	Asymmetrical
Round Luminaire		Diam.	550 mm	Height	370 mm		
Round Luminous Area		Diam.	392 mm	Height	0 mm		
Horizontal Luminous Area			0.120687 m2	Emitting area on Plane 180°			0.000000 m2
Emitting area on Plane 0°			0.000000 m2	Emitting area on Plane 270°			0.000000 m2
Emitting area on Plane 90°			0.000000 m2	Glare area at 76°			0.029197 m2
Coordinate system		CG		Symmetry Type		Asymmetrical	
Date		27-08-2024		Maximum Gamma Angle		180	
Measurement Distance		0.00		Measurement Flux		4563 lm	

Lamping=LED 3x12W (E27) CCT=2700K CRI=80

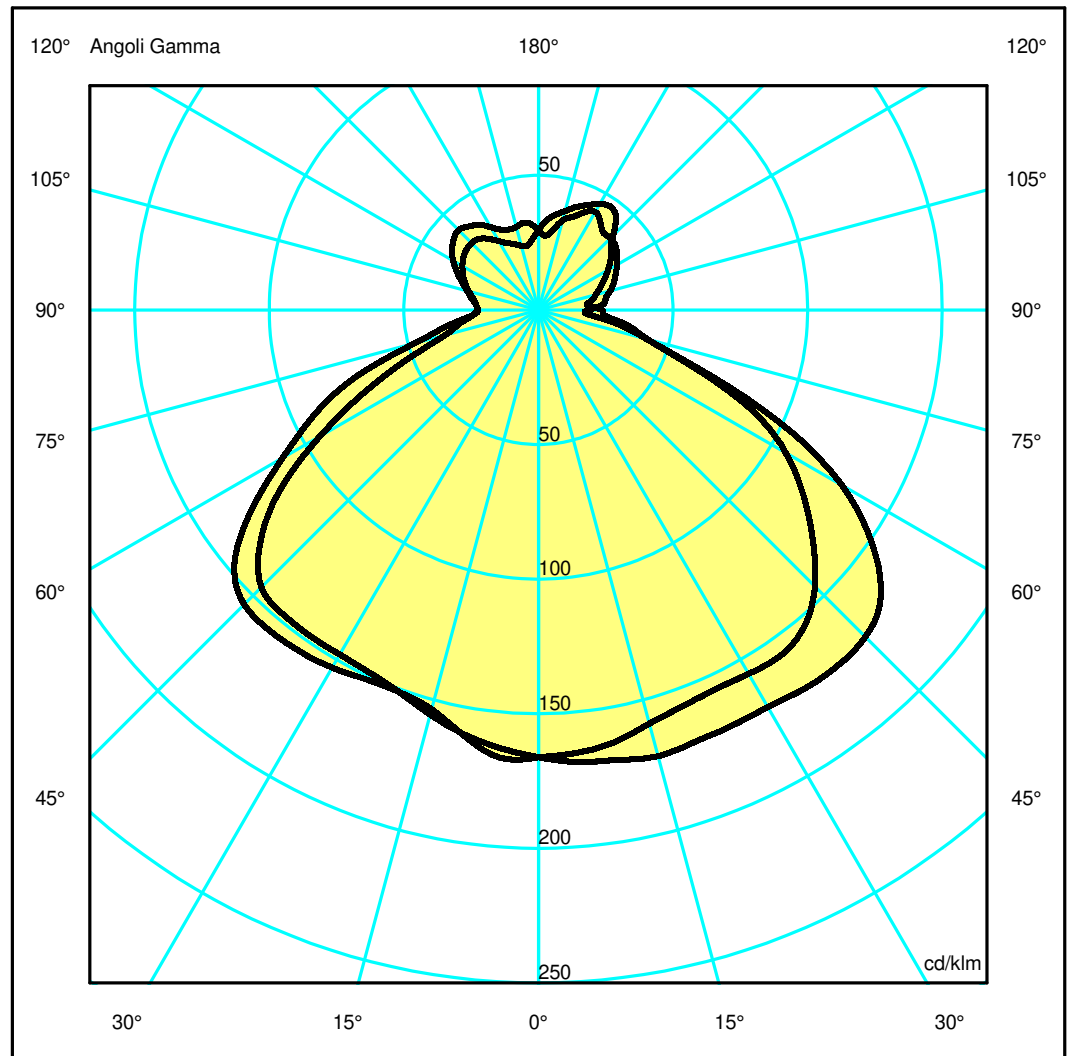
C.I.E. 40 75 93 76 83
F UTE 0.63 E + 0.20 T

D DIN 5040
B NBN

B21
BZ 5



ULOR 19.90 %
DLOR 62.64 %
RN 24.11 %



Luminaire

Code 1124020A
Name CHOOSE MEGA SOSP.3X100W RIV.PERG.

Measurerm.

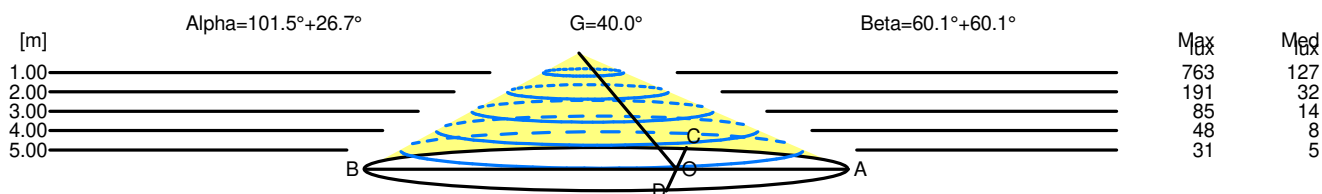
Code FTS0002479-A
Name CHOOSE MEGA SOSP.3X100W RIV.PERG.

Luminaire Flux	3766 lm	Luminaire Power	36.0 W	Efficacy	104.622 lm/W	Efficiency	82.54%
Source Flux	4563 lm	Maximum value	174.08 cd/klm	Position	C=330.00 G=45.00	CG	Asymmetrical
Round Luminaire		Diam.	550 mm	Height	370 mm		
Round Luminous Area		Diam.	392 mm	Height	0 mm		
Horizontal Luminous Area			0.120687 m2	Emitting area on Plane 180°			0.000000 m2
Emitting area on Plane 0°			0.000000 m2	Emitting area on Plane 270°			0.000000 m2
Emitting area on Plane 90°			0.000000 m2	Glare area at 76°			0.029197 m2
Coordinate system		CG		Symmetry Type			Asymmetrical
Date		27-08-2024		Maximum Gamma Angle			180
Measurement Distance		0.00		Measurement Flux			4563 lm
Lamping=LED 3x12W (E27) CCT=2700K CRI=80							
C.I.E.	40 75 93 76 83			D DIN 5040	B21		
F UTE	0.63 E + 0.20 T			B NBN	BZ 5		

Width at 50.00 % of Max Intensity

H[m]	1.00	2.00	3.00	4.00	5.00	H[m]	1.00	2.00	3.00	4.00	5.00
OA	1.48	2.96	4.44	5.92	7.40	OC	2.27	4.55	6.82	9.09	11.36
OB	2.68	5.37	8.05	10.73	13.42	OD	2.27	4.54	6.80	9.07	11.34

	Luminous Intensities [cd/klm]									
	0	5	15	25	35	45	55	65	75	85
OA	758.05	768.87	782.83	777.12	784.11	783.47	690.15	451.42	189.82	85.05
OB	758.05	745.37	709.82	678.06	674.91	664.74	537.16	321.24	163.81	113.03
OC	758.05	753.03	725.84	709.46	715.11	662.68	548.34	396.71	190.78	113.71
OD	758.05	761.25	700.56	691.11	706.26	705.67	596.34	418.84	216.70	114.35



H[m]	D[m]	Max lux	Med lux	Alpha=101.5°+26.7°	G=40.0
1.00	4.16	763	127		
2.00	8.33	191	32		
3.00	12.49	85	14		
4.00	16.65	48	8		
5.00	20.81	31	5		

H[m]	D[m]	Max lux	Med lux	Beta=60.1°+60.1°	G=0.0
1.00	4.54	763	127		
2.00	9.08	191	32		
3.00	13.62	85	14		
4.00	18.16	48	8		
5.00	22.70	31	5		