

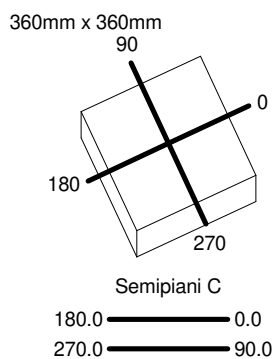
Luminaire

Code 1128020A
Name CHOOSE TAV.INC.1X75W RIVEST.PERG.

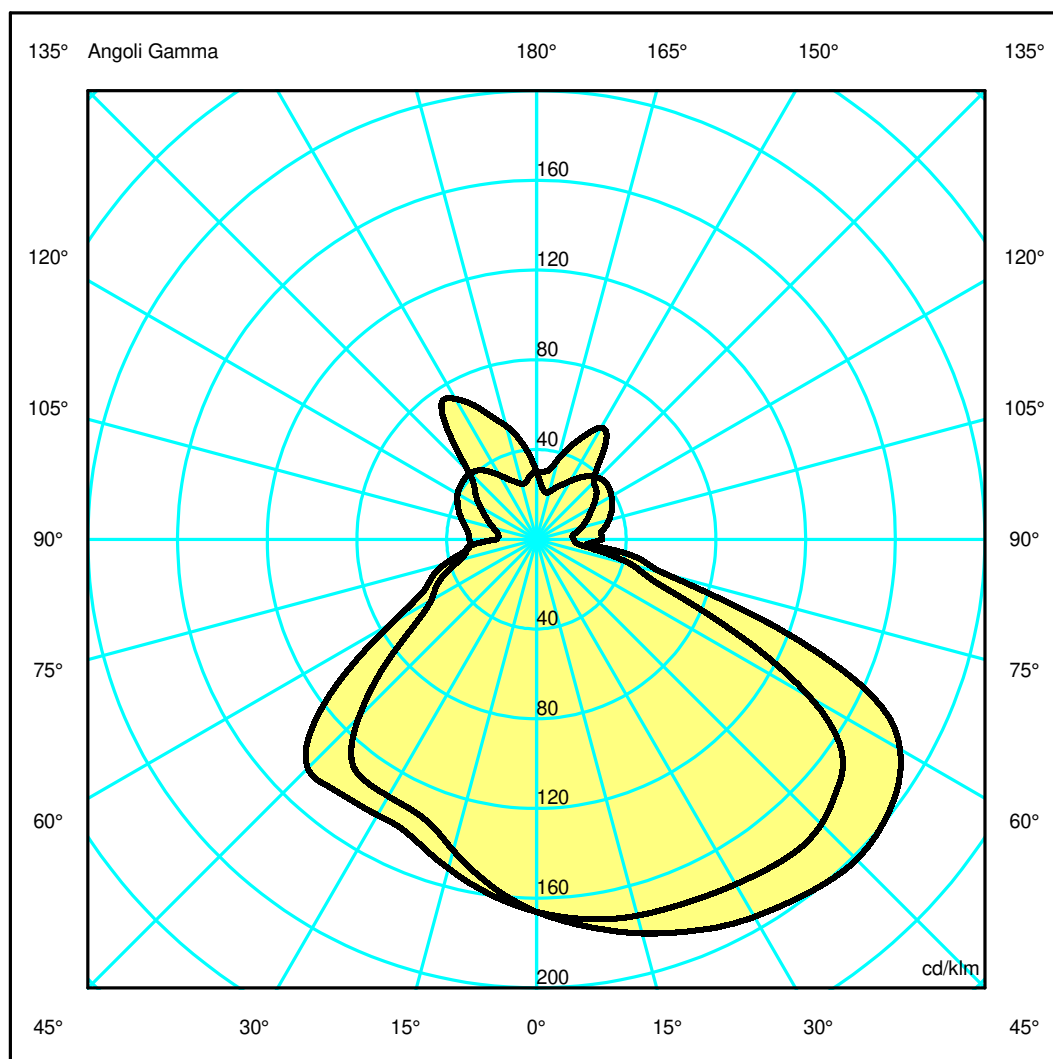
Measurerm.

Code FTS0002483-B
Name CHOOSE TAV.INC.1X75W RIVEST.PERG.

Luminaire Flux	1291 lm	Luminaire Power	12.0 W	Efficacy	107.605 lm/W	Efficiency	84.90%
Source Flux	1521 lm	Maximum value	201.87 cd/klm	Position	C=0.00 G=45.00	CG	Asymmetrical
Rectangular Luminaire Round Luminous Area	Length Diam.	360 mm 229 mm	Width Height	360 mm 225 mm	Height	227 mm	
Horizontal Luminous Area Emitting area on Plane 0° Emitting area on Plane 90°	0.041187 m2 0.051525 m2 0.051525 m2	Emitting area on Plane 180° Emitting area on Plane 270° Glare area at 76°		0.051525 m2 0.051525 m2 0.059959 m2			
Coordinate system Date Measurement Distance	CG 27-08-2024 0.00	Symmetry Type Maximum Gamma Angle Measurement Flux		Asymmetrical 180 1521 lm			
Lamping=LED DIM 1x12W (E27) CCT=2700K CRI=80							
C.I.E. F UTE	39 74 92 75 85 0.64 E + 0.21 T	D DIN 5040 B NBN		B21 BZ 5			



ULOR 21.07 %
DLOR 63.82 %
RN 24.82 %



Luminaire

Code 1128020A
Name CHOOSE TAV.INC.1X75W RIVEST.PERG.

Measurment

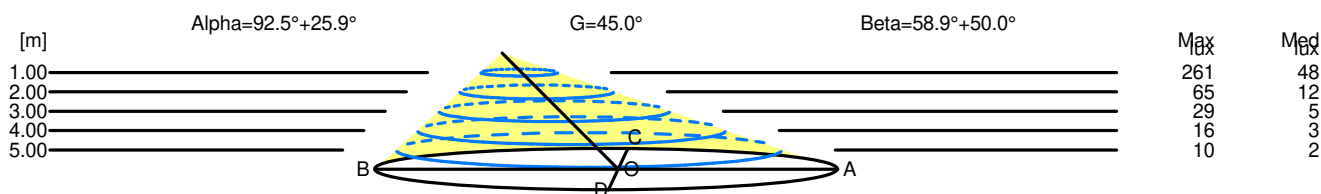
Code FTS0002483-B
Name CHOOSE TAV.INC.1X75W RIVEST.PERG.

Luminaire Flux	1291 lm	Luminaire Power	12.0 W	Efficacy	107.605 lm/W	Efficiency	84.90%
Source Flux	1521 lm	Maximum value	201.87 cd/klm	Position	C=0.00 G=45.00	CG	Asymmetrical
Rectangular Luminaire Round Luminous Area		Length Diam.	360 mm 229 mm	Width Height	360 mm 225 mm	Height	227 mm
Horizontal Luminous Area Emitting area on Plane 0° Emitting area on Plane 90°		0.041187 m2 0.051525 m2 0.051525 m2		Emitting area on Plane 180° Emitting area on Plane 270° Glare area at 76°		0.051525 m2 0.051525 m2 0.059959 m2	
Coordinate system Date Measurement Distance		CG 27-08-2024 0.00		Symmetry Type Maximum Gamma Angle Measurement Flux		Asymmetrical 180 1521 lm	
Lamping=LED DIM 1x12W (E27) CCT=2700K CRI=80							
C.I.E. F UTE	39 74 92 75 85 0.64 E + 0.21 T			D DIN 5040 B NBN	B21 BZ 5		

Width at 50.00 % of Max Intensity

H[m]	1.00	2.00	3.00	4.00	5.00	H[m]	1.00	2.00	3.00	4.00	5.00
OA	1.89	3.78	5.67	7.56	9.45	OC	2.34	4.68	7.02	9.36	11.71
OB	2.09	4.19	6.28	8.37	10.47	OD	1.69	3.37	5.06	6.75	8.43

	Luminous Intensities [cd/klm]									
	0	5	15	25	35	45	55	65	75	85
OA	252.62	260.88	276.64	290.16	299.91	307.04	298.04	251.12	90.47	34.16
OB	252.62	242.48	218.46	201.94	200.82	170.41	100.96	75.08	53.68	44.29
OC	252.62	257.61	264.08	267.48	272.84	273.11	252.91	146.75	67.61	26.31
OD	252.62	246.23	231.04	216.50	216.80	219.43	158.32	85.60	64.35	45.14



H[m]	D[m]	Max lux	Med lux	Alpha=92.5°+25.9°	G=45.0
1.00	3.98	261	48		
2.00	7.96	65	12		
3.00	11.95	29	5		
4.00	15.93	16	3		
5.00	19.91	10	2		

H[m]	D[m]	Max lux	Med lux	Beta=50.0°+58.9°	G=0.0
1.00	4.03	261	48		
2.00	8.05	65	12		
3.00	12.08	29	5		
4.00	16.11	16	3		
5.00	20.14	10	2		