

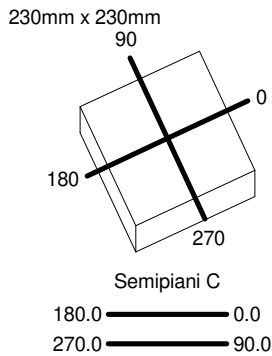
Luminaire

Code 1136020A
Name CHOOSE TER.INC 2X75W RIVEST.PERG.

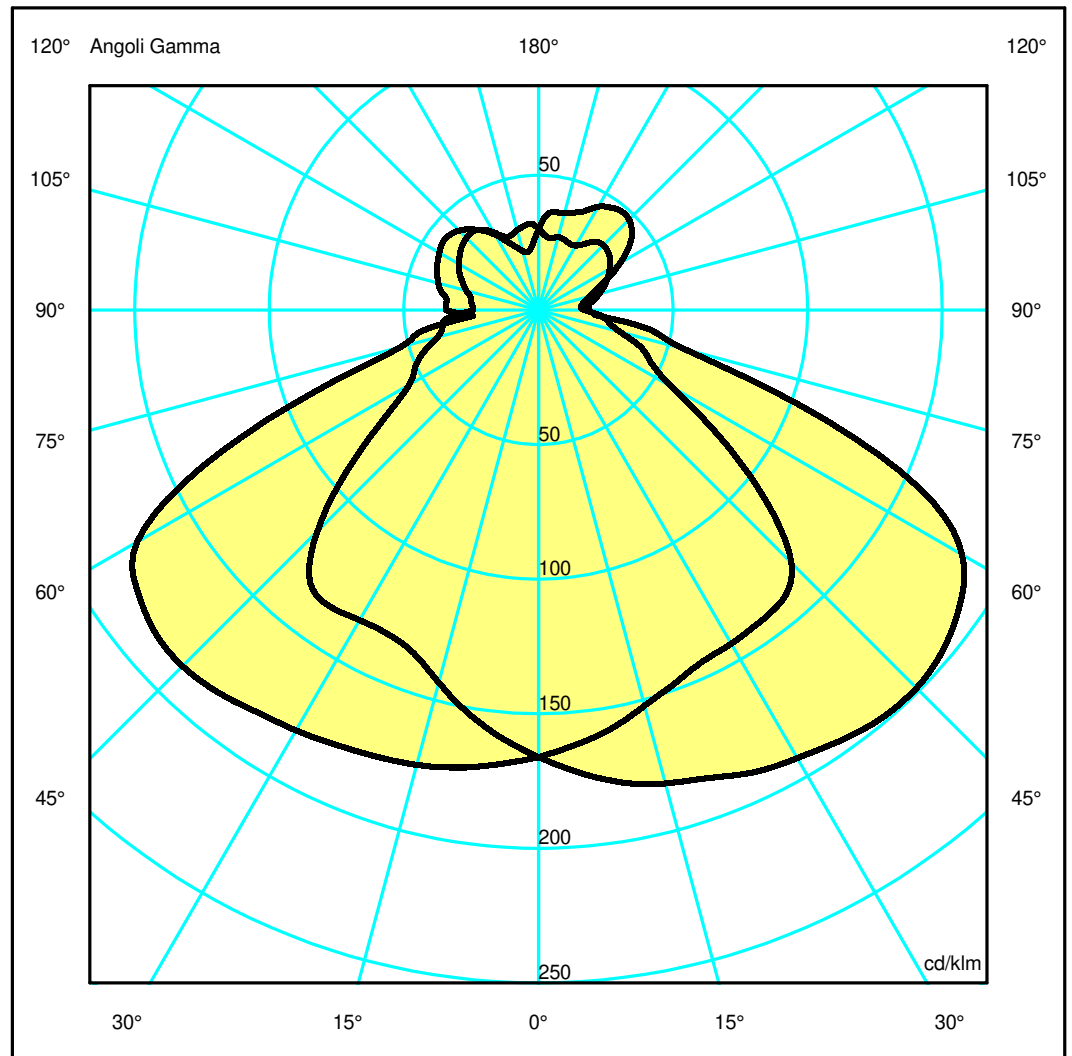
Measurerm.

Code FTS0002485-B
Name CHOOSE TER.INC 2X75W RIVEST.PERG.

Luminaire Flux	2583 lm	Luminaire Power	24.0 W	Efficacy	107.605 lm/W	Efficiency	84.90%
Source Flux	3042 lm	Maximum value	201.87 cd/klm	Position	C=300.00 G=45.00	CG	Asymmetrical
Rectangular Luminaire Round Luminous Area	Length Diam.	230 mm 198 mm	Width Height	230 mm 0 mm	Height	1380 mm	
Horizontal Luminous Area	0.030791 m2		Emitting area on Plane 180°		0.000000 m2		
Emitting area on Plane 0°	0.000000 m2		Emitting area on Plane 270°		0.000000 m2		
Emitting area on Plane 90°	0.000000 m2		Glare area at 76°		0.007449 m2		
Coordinate system	CG		Symmetry Type		Asymmetrical		
Date	27-08-2024		Maximum Gamma Angle		180		
Measurement Distance	0.00		Measurement Flux		3042 lm		
Lamping=LED 2x12W (E27) CCT=2700K CRI=80							
C.I.E.	39 74 92 75 85	D DIN 5040		B21			
F UTE	0.64 E + 0.21 T	B NBN		BZ 5			



ULOR 21.07 %
DLOR 63.82 %
RN 24.82 %



Luminaire

Code 1136020A
Name CHOOSE TER.INC 2X75W RIVEST.PERG.

Measurerm.

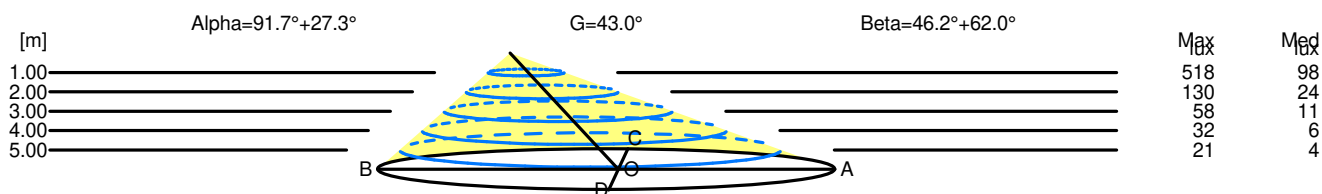
Code FTS0002485-B
Name CHOOSE TER.INC 2X75W RIVEST.PERG.

Luminaire Flux	2583 lm	Luminaire Power	24.0 W	Efficacy	107.605 lm/W	Efficiency	84.90%
Source Flux	3042 lm	Maximum value	201.87 cd/klm	Position	C=300.00 G=45.00	CG	Asymmetrical
Rectangular Luminaire Round Luminous Area		Length Diam.	230 mm 198 mm	Width Height	230 mm 0 mm	Height	1380 mm
Horizontal Luminous Area Emitting area on Plane 0° Emitting area on Plane 90°		0.030791 m2 0.000000 m2 0.000000 m2		Emitting area on Plane 180° Emitting area on Plane 270° Glare area at 76°		0.000000 m2 0.000000 m2 0.007449 m2	
Coordinate system Date Measurement Distance		CG 27-08-2024 0.00		Symmetry Type Maximum Gamma Angle Measurement Flux		Asymmetrical 180 3042 lm	
Lamping=LED 2x12W (E27) CCT=2700K CRI=80							
C.I.E. F UTE	39 74 92 75 85 0.64 E + 0.21 T			D DIN 5040 B NBN	B21 BZ 5		

Width at 50.00 % of Max Intensity

H[m]	1.00	2.00	3.00	4.00	5.00	H[m]	1.00	2.00	3.00	4.00	5.00
OA	1.86	3.73	5.59	7.46	9.32	OC	1.43	2.86	4.28	5.71	7.14
OB	2.07	4.14	6.21	8.28	10.35	OD	2.58	5.15	7.73	10.31	12.88

	Luminous Intensities [cd/klm]									
	0	5	15	25	35	45	55	65	75	85
OA	505.25	524.53	553.86	576.25	594.13	603.93	581.20	473.85	170.60	63.88
OB	505.25	485.08	435.80	403.83	409.67	353.78	212.45	154.11	118.52	103.06
OC	505.25	492.53	462.87	438.32	432.36	404.13	249.90	140.02	95.12	70.27
OD	505.25	515.13	532.11	542.11	554.77	569.07	553.43	420.28	160.98	74.01



H[m]	D[m]	Max lux	Med lux	Alpha=91.7°+27.3°	G=43.0
1.00	3.94	518	98		
2.00	7.87	130	24		
3.00	11.81	58	11		
4.00	15.74	32	6		
5.00	19.68	21	4		

H[m]	D[m]	Max lux	Med lux	Beta=62.0°+46.2°	G=0.0
1.00	4.00	518	98		
2.00	8.01	130	24		
3.00	12.01	58	11		
4.00	16.02	32	6		
5.00	20.02	21	4		