

Luminaire

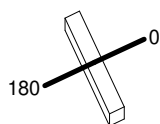
Code 1782030A
Name ZEPHYR S LINEARE NRO LUC

Measurement

Code FTS2400495
Name ZEPHYR S LINEARE NRO LUC

Luminaire Flux	4093 lm	Luminaire Power	55.0 W	Efficacy	74.422 lm/W	Efficiency	100.00%
Source Flux	4093 lm	Maximum value	215.52 cd/klm	Position	C=0.00 G=180.00	CG	Rotosymmetrical
Rectangular Luminaire		Length	1597 mm	Width	245 mm	Height	355 mm
Rectangular Luminous Area		Length	211 mm	Width	141 mm	Height	0 mm
Horizontal Luminous Area		0.029751 m ²		Emitting area on Plane 180°		0.000000 m ²	
Emitting area on Plane 0°		0.000000 m ²		Emitting area on Plane 270°		0.000000 m ²	
Emitting area on Plane 90°		0.000000 m ²		Glare area at 76°		0.007197 m ²	
Coordinate system		CG		Symmetry Type		Rotosymmetrical	
Date		14-10-2024		Maximum Gamma Angle		180	
Measurement Distance		0.00		Measurement Flux		4093 lm	
LED Flux=7615lm LED Power=44W Eff=54% EfcLed=173lm/W EfcLum=74lm/W CCT=3000K Ra=90 R9=50 SDCM=3 L70(17k)=102000h							
C.I.E.	46 80 96 49 100			D DIN 5040		C32	
F UTE	0.49 F + 0.51 T			B NBN		BZ 5 / 1.25 / BZ 4	

1597mm x 245mm



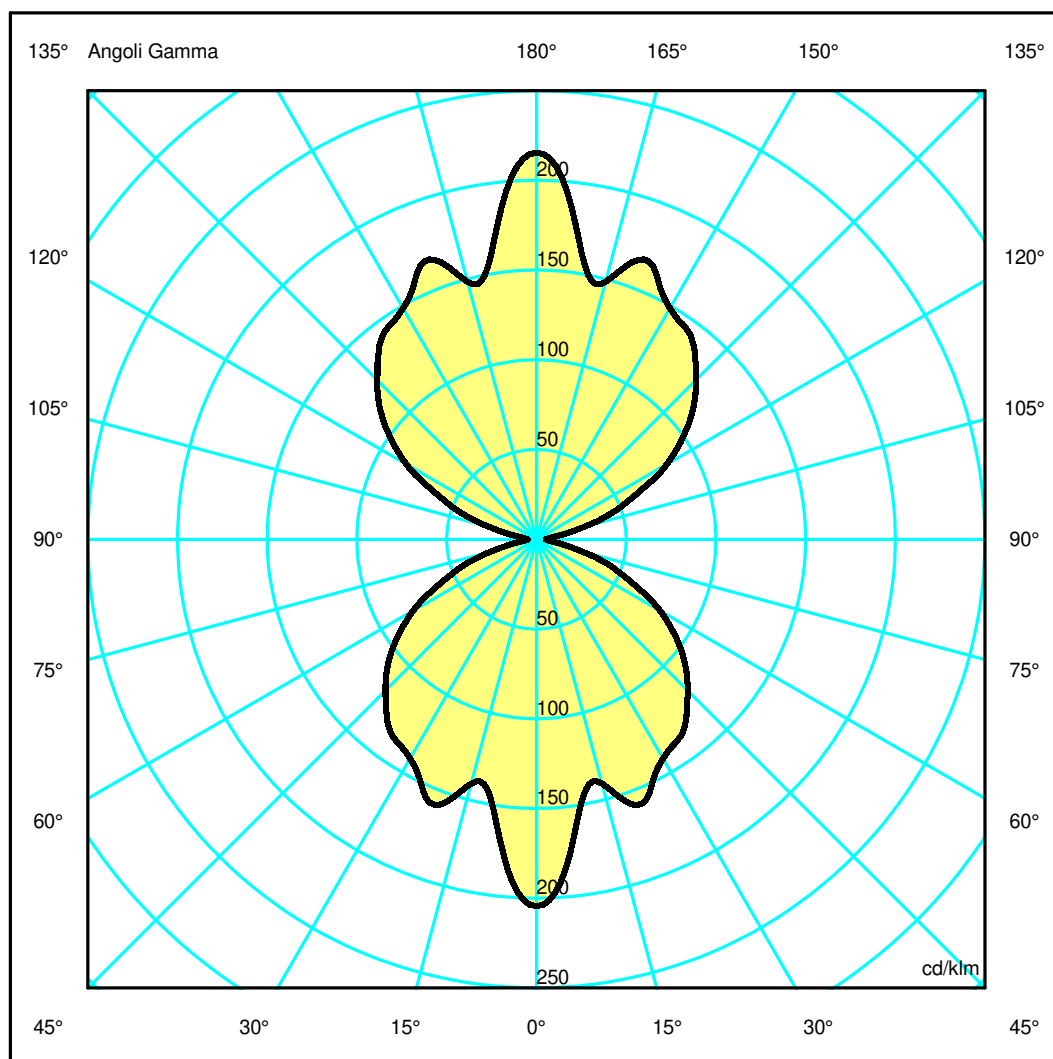
Semipiani C

180.0 ——— 0.0

ULOR 51.33 %

DLOR 48.67 %

RN 51.33 %



Luminaire

Code 1782030A
Name ZEPHYR S LINEARE NRO LUC

Measurerm.

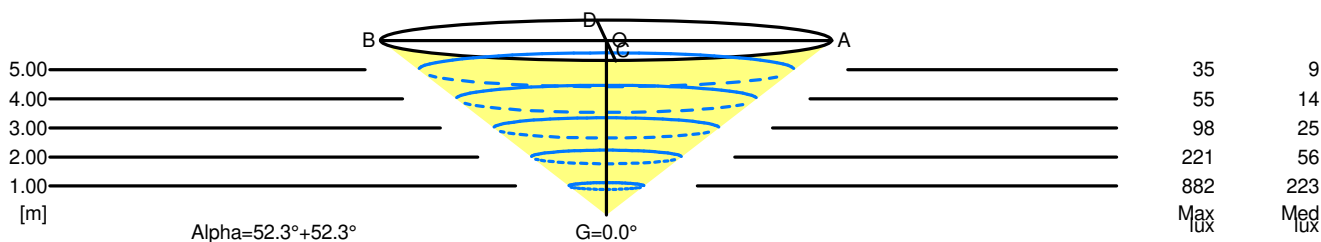
Code FTS2400495
Name ZEPHYR S LINEARE NRO LUC

Luminaire Flux	4093 lm	Luminaire Power	55.0 W	Efficacy	74.422 lm/W	Efficiency	100.00%
Source Flux	4093 lm	Maximum value	215.52 cd/klm	Position	C=0.00 G=180.00	CG	Rotosymmetrical
Rectangular Luminaire		Length	1597 mm	Width	245 mm	Height	355 mm
Rectangular Luminous Area		Length	211 mm	Width	141 mm	Height	0 mm
Horizontal Luminous Area		0.029751 m2		Emitting area on Plane 180°		0.000000 m2	
Emitting area on Plane 0°		0.000000 m2		Emitting area on Plane 270°		0.000000 m2	
Emitting area on Plane 90°		0.000000 m2		Glare area at 76°		0.007197 m2	
Coordinate system		CG		Symmetry Type		Rotosymmetrical	
Date		14-10-2024		Maximum Gamma Angle		180	
Measurement Distance		0.00		Measurement Flux		4093 lm	
LED Flux=7615lm LED Power=44W Eff=54% EfcLed=173lm/W EfcLum=74lm/W CCT=3000K Ra=90 R9=50 SDCM=3 L70(17k)=102000h							
C.I.E.	46 80 96 49 100			D DIN 5040	C32		
F UTE	0.49 F + 0.51 T			B NBN	BZ 5 / 1.25 / BZ 4		

Width at 50.00 % of Max Intensity

H[m]	1.00	2.00	3.00	4.00	5.00	H[m]	1.00	2.00	3.00	4.00	5.00
OA	1.29	2.59	3.88	5.18	6.47	OC	1.29	2.59	3.88	5.18	6.47
OB	1.29	2.59	3.88	5.18	6.47	OD	1.29	2.59	3.88	5.18	6.47

	Luminous Intensities [cd/klm]									
	0	5	15	25	35	45	55	65	75	85
OA	882.16	797.53	608.71	654.59	590.85	513.84	408.56	259.68	115.63	27.67
OB	882.16	797.53	608.71	654.59	590.85	513.84	408.56	259.68	115.63	27.67
OC	882.16	797.53	608.71	654.59	590.85	513.84	408.56	259.68	115.63	27.67
OD	882.16	797.53	608.71	654.59	590.85	513.84	408.56	259.68	115.63	27.67



5.00	12.94	35	9			
4.00	10.35	55	14			
3.00	7.76	98	25			
2.00	5.18	221	56			
1.00	2.59	882	223			
H[m]	D[m]	Max lux	Med lux		Alpha=52.3°+52.3°	G=0.0