

Luminaire

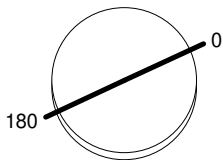
Code CA11004+AP91300
 Name GOPLE 80 SPOT TRK16 48V SP 3000K NRO + VECTOR 55 - SOFT FILTER

Measurem.

Code FTS2200050-A
 Name GOPLE 80 SPOT TRK16 48V SP 3000K NRO + VECTOR 55 - SOFT FILTER

Luminaire Flux	1377 lm	Luminaire Power	19.0 W	Efficacy	72.474 lm/W	Efficiency	100.00%
Source Flux	1377 lm	Maximum value	4480.84 cd/klm	Position	C=0.00 G=0.00	CG	Rotosymmetrical
Round Luminaire		Diam.	77 mm	Height	150 mm		
Round Luminous Area		Diam.	48 mm	Height	0 mm		
Horizontal Luminous Area		0.001810 m2		Emitting area on Plane 180°		0.000000 m2	
Emitting area on Plane 0°		0.000000 m2		Emitting area on Plane 270°		0.000000 m2	
Emitting area on Plane 90°		0.000000 m2		Glare area at 76°		0.000438 m2	
Coordinate system		CG		Symmetry Type		Rotosymmetrical	
Date		08-01-2025		Maximum Gamma Angle		180	
Measurement Distance		0.00		Measurement Flux		1377 lm	
LED Flux=2584lm LED Power=18W Eff=53% EfcLed=147lm/W EfcLum=72lm/W CCT=3000K Ra=90 R9=50 SDCM=3 L70(6k)=33000h							
C.I.E.	98 99 100 100 100			D DIN 5040	A60		
F UTE	--			B NBN	BZ 1		

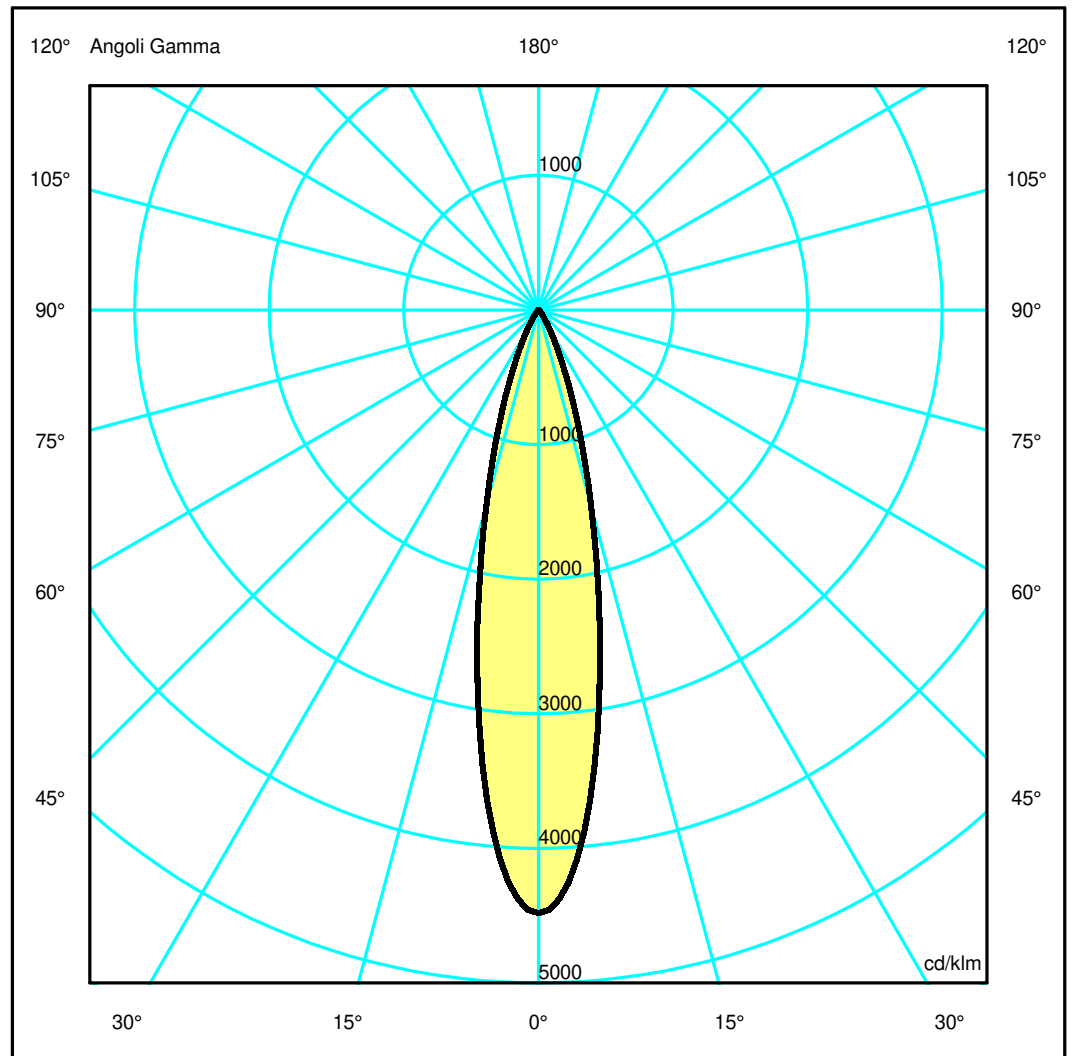
Diam=77mm



Semipiani C

180.0 ——— 0.0

ULOR 0.00 %
 DLOR100.00 %
 RN 0.00 %



Luminaire

Code CA11004+AP91300
 Name GOPLE 80 SPOT TRK16 48V SP 3000K NRO + VECTOR 55 - SOFT FILTER

Measur.

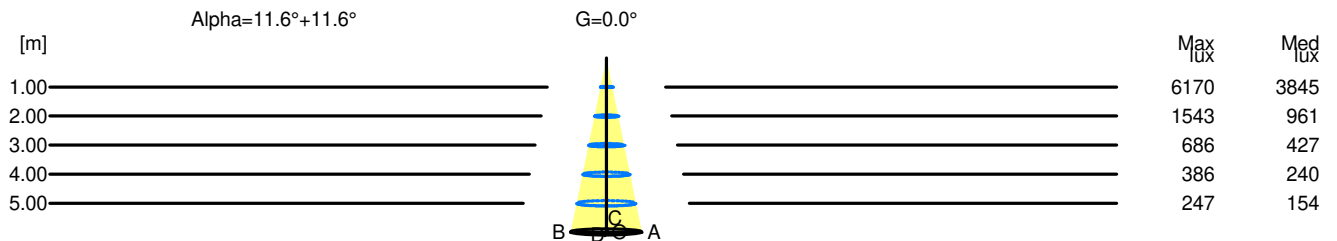
Code FTS2200050-A
 Name GOPLE 80 SPOT TRK16 48V SP 3000K NRO + VECTOR 55 - SOFT FILTER

Luminaire Flux	1377 lm	Luminaire Power	19.0 W	Efficacy	72.474 lm/W	Efficiency	100.00%
Source Flux	1377 lm	Maximum value	4480.84 cd/klm	Position	C=0.00 G=0.00	CG	Rotosymmetrical
Round Luminaire		Diam.	77 mm	Height	150 mm		
Round Luminous Area		Diam.	48 mm	Height	0 mm		
Horizontal Luminous Area		0.001810 m2		Emitting area on Plane 180°		0.000000 m2	
Emitting area on Plane 0°		0.000000 m2		Emitting area on Plane 270°		0.000000 m2	
Emitting area on Plane 90°		0.000000 m2		Glare area at 76°		0.000438 m2	
Coordinate system		CG		Symmetry Type		Rotosymmetrical	
Date		08-01-2025		Maximum Gamma Angle		180	
Measurement Distance		0.00		Measurement Flux		1377 lm	
LED Flux=2584lm LED Power=18W Eff=53% EfcLed=147lm/W EfcLum=72lm/W CCT=3000K Ra=90 R9=50 SDCM=3 L70(6k)=33000h							
C.I.E.	98 99 100 100 100			D DIN 5040	A60		
F UTE	--			B NBN	BZ 1		

Width at 50.00 % of Max Intensity

H[m]	1.00	2.00	3.00	4.00	5.00	H[m]	1.00	2.00	3.00	4.00	5.00
OA	0.20	0.41	0.61	0.82	1.02	OC	0.20	0.41	0.61	0.82	1.02
OB	0.20	0.41	0.61	0.82	1.02	OD	0.20	0.41	0.61	0.82	1.02

	Luminous Intensities [cd/klm]									
	0	5	15	25	35	45	55	65	75	85
OA	6170.12	5355.68	2069.49	508.95	96.15	20.61	7.79	5.72	3.68	1.00
OB	6170.12	5355.68	2069.49	508.95	96.15	20.61	7.79	5.72	3.68	1.00
OC	6170.12	5355.68	2069.49	508.95	96.15	20.61	7.79	5.72	3.68	1.00
OD	6170.12	5355.68	2069.49	508.95	96.15	20.61	7.79	5.72	3.68	1.00



H[m]	D[m]	Max lux	Med lux	Alpha=11.6°+11.6°	G=0.0
1.00	0.41	6170	3845		
2.00	0.82	1543	961		
3.00	1.23	686	427		
4.00	1.64	386	240		
5.00	2.04	247	154		