

## Luminaire

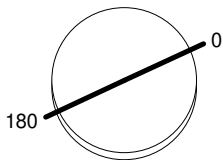
Code CA11004+AP91400  
 Name GOPLE 80 SPOT TRK16 48V SP 3000K NRO + VECTOR 55 - ANTI-DUZZLE LOUVRE

## Measurement

Code FTS2200051-A  
 Name GOPLE 80 SPOT TRK16 48V SP 3000K NRO + VECTOR 55 - ANTI-DUZZLE LOUVRE

Luminaire Flux	1094 lm	Luminaire Power	19.0 W	Efficacy	57.579 lm/W	Efficiency	100.00%
Source Flux	1094 lm	Maximum value	9643.54 cd/klm	Position	C=0.00 G=0.00	CG	Rotosymmetrical
Round Luminaire		Diam.	77 mm	Height	150 mm		
Round Luminous Area		Diam.	48 mm	Height	0 mm		
Horizontal Luminous Area		0.001810 m2		Emitting area on Plane 180°		0.000000 m2	
Emitting area on Plane 0°		0.000000 m2		Emitting area on Plane 270°		0.000000 m2	
Emitting area on Plane 90°		0.000000 m2		Glare area at 76°		0.000438 m2	
Coordinate system		CG		Symmetry Type		Rotosymmetrical	
Date		08-01-2025		Maximum Gamma Angle		180	
Measurement Distance		0.00		Measurement Flux		1094 lm	
LED Flux=2584lm LED Power=18W Eff=42% EfcLed=147lm/W EfcLum=58lm/W CCT=3000K Ra=90 R9=50 SDCM=3 L70(6k)=33000h							
C.I.E.	100	100	100	100	D DIN 5040	A60	
F UTE	--				B NBN	BZ 1	

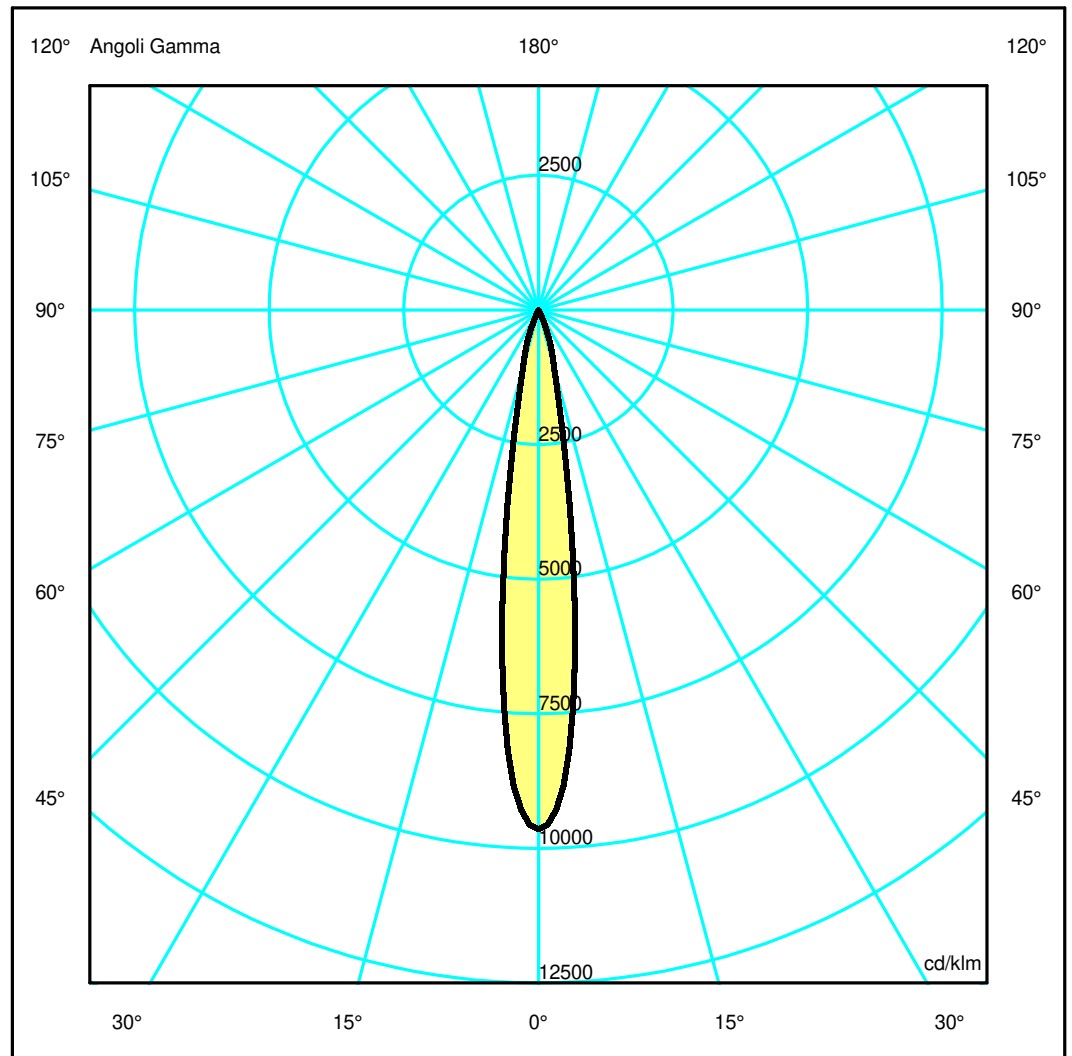
Diam=77mm



Semipiani C

180.0 ——— 0.0

ULOR 0.00 %  
 DLOR100.00 %  
 RN 0.00 %



## Luminaire

Code CA11004+AP91400  
 Name GOPLE 80 SPOT TRK16 48V SP 3000K NRO + VECTOR 55 - ANTI-DUZZLE LOUVRE

## Measurement

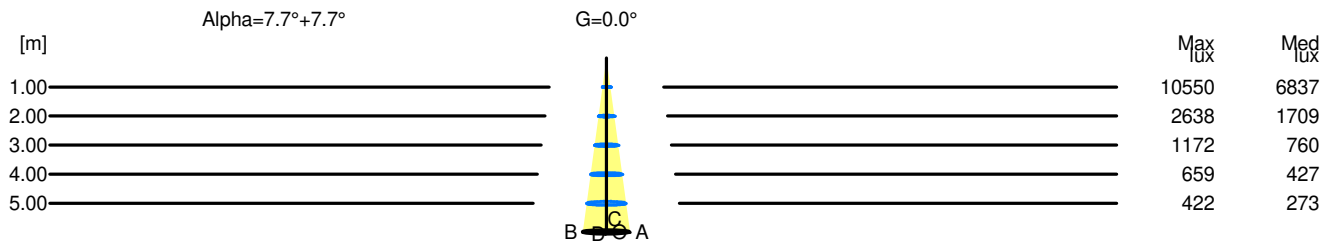
Code FTS2200051-A  
 Name GOPLE 80 SPOT TRK16 48V SP 3000K NRO + VECTOR 55 - ANTI-DUZZLE LOUVRE

Luminaire Flux	1094 lm	Luminaire Power	19.0 W	Efficacy	57.579 lm/W	Efficiency	100.00%
Source Flux	1094 lm	Maximum value	9643.54 cd/klm	Position	C=0.00 G=0.00	CG	Rotosymmetrical
Round Luminaire		Diam.	77 mm	Height	150 mm		
Round Luminous Area		Diam.	48 mm	Height	0 mm		
Horizontal Luminous Area		0.001810 m2		Emitting area on Plane 180°		0.000000 m2	
Emitting area on Plane 0°		0.000000 m2		Emitting area on Plane 270°		0.000000 m2	
Emitting area on Plane 90°		0.000000 m2		Glare area at 76°		0.000438 m2	
Coordinate system		CG		Symmetry Type		Rotosymmetrical	
Date		08-01-2025		Maximum Gamma Angle		180	
Measurement Distance		0.00		Measurement Flux		1094 lm	
LED Flux=2584lm LED Power=18W Eff=42% EfcLed=147lm/W EfcLum=58lm/W CCT=3000K Ra=90 R9=50 SDCM=3 L70(6k)=33000h							
C.I.E.	100	100	100	100	100	D DIN 5040	A60
F UTE	--					B NBN	BZ 1

### Width at 50.00 % of Max Intensity

H[m]	1.00	2.00	3.00	4.00	5.00	H[m]	1.00	2.00	3.00	4.00	5.00
OA	0.14	0.27	0.41	0.54	0.68	OC	0.14	0.27	0.41	0.54	0.68
OB	0.14	0.27	0.41	0.54	0.68	OD	0.14	0.27	0.41	0.54	0.68

	Luminous Intensities [ cd/klm ]									
	0	5	15	25	35	45	55	65	75	85
OA	10550.03	8089.29	1239.61	155.49	15.14	4.32	1.53	0.49	0.39	0.30
OB	10550.03	8089.29	1239.61	155.49	15.14	4.32	1.53	0.49	0.39	0.30
OC	10550.03	8089.29	1239.61	155.49	15.14	4.32	1.53	0.49	0.39	0.30
OD	10550.03	8089.29	1239.61	155.49	15.14	4.32	1.53	0.49	0.39	0.30



H[m]	D[m]	Max lux	Med lux	Alpha=7.7°+7.7°	G=0.0
1.00	0.27	10550	6837		
2.00	0.54	2638	1709		
3.00	0.82	1172	760		
4.00	1.09	659	427		
5.00	1.36	422	273		