

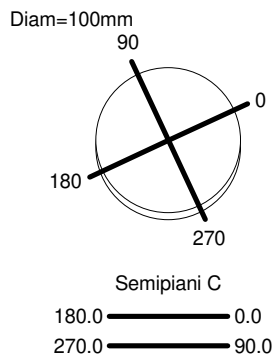
## Luminaire

Code DOI4600B16  
Name DECOMPOSE' LIGHT CEILING - RED

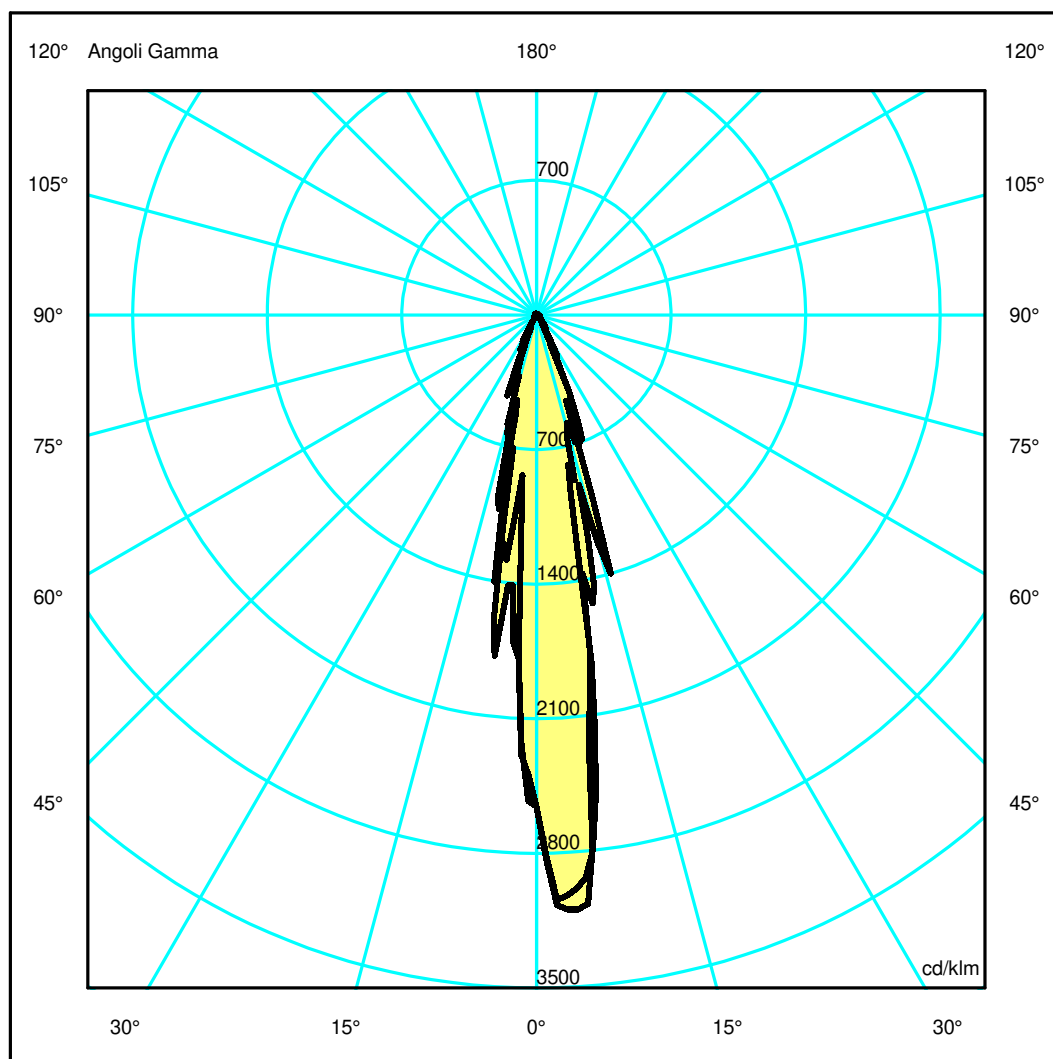
## Measurum.

Code FTS1602069-B  
Name DECOMPOSE' LIGHT CEILING - RED

Luminaire Flux	632 lm	Luminaire Power	8.0 W	Efficacy	78.970 lm/W	Efficiency	59.88%
Source Flux	1055 lm	Maximum value	3121.43 cd/klm	Position	C=45.00 G=2.00	CG	Asymmetrical
Round Luminaire		Diam.	100 mm	Height	600 mm		
Round Luminous Area		Diam.	100 mm	Height	0 mm		
Horizontal Luminous Area			0.007854 m2	Emitting area on Plane 180°			0.000000 m2
Emitting area on Plane 0°			0.000000 m2	Emitting area on Plane 270°			0.000000 m2
Emitting area on Plane 90°			0.000000 m2	Glare area at 76°			0.001900 m2
Coordinate system		CG		Symmetry Type		Asymmetrical	
Date		05-06-2024		Maximum Gamma Angle		180	
Measurement Distance		0.00		Measurement Flux		1055 lm	
Lamping=LED 1x8W (E27) CCT=2700K CRI=90							
C.I.E.	89 95 98 94 60			D DIN 5040	A61		
F UTE	0.56 A + 0.04 T			B NBN	BZ 1		



ULOR 3.60 %  
DLOR 56.28 %  
RN 6.02 %



## Luminaire

Code DOI4600B16  
Name DECOMPOSE' LIGHT CEILING - RED

## Measurerm.

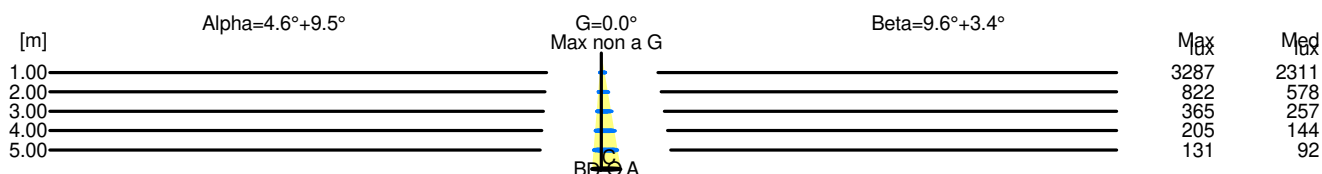
Code FTS1602069-B  
Name DECOMPOSE' LIGHT CEILING - RED

Luminaire Flux	632 lm	Luminaire Power	8.0 W	Efficacy	78.970 lm/W	Efficiency	59.88%
Source Flux	1055 lm	Maximum value	3121.43 cd/klm	Position	C=45.00 G=2.00	CG	Asymmetrical
Round Luminaire		Diam.	100 mm	Height	600 mm		
Round Luminous Area		Diam.	100 mm	Height	0 mm		
Horizontal Luminous Area			0.007854 m2	Emitting area on Plane 180°			0.000000 m2
Emitting area on Plane 0°			0.000000 m2	Emitting area on Plane 270°			0.000000 m2
Emitting area on Plane 90°			0.000000 m2	Glare area at 76°			0.001900 m2
Coordinate system		CG		Symmetry Type		Asymmetrical	
Date		05-06-2024		Maximum Gamma Angle		180	
Measurement Distance		0.00		Measurement Flux		1055 lm	
Lamping=LED 1x8W (E27) CCT=2700K CRI=90							
C.I.E.	89 95 98 94 60			D DIN 5040	A61		
F UTE	0.56 A + 0.04 T			B NBN	BZ 1		

### Width at 50.00 % of Max Intensity

H[m]	1.00	2.00	3.00	4.00	5.00	H[m]	1.00	2.00	3.00	4.00	5.00
OA	0.17	0.33	0.50	0.67	0.83	OC	0.17	0.34	0.51	0.68	0.85
OB	0.08	0.16	0.24	0.32	0.40	OD	0.06	0.12	0.18	0.24	0.30

	Luminous Intensities [ cd/klm]									
	0	5	15	25	35	45	55	65	75	85
OA	2697.13	3099.70	641.19	254.18	47.39	37.72	24.74	19.26	15.70	8.37
OB	2697.13	1487.79	573.53	210.38	25.06	18.93	15.82	13.30	9.26	6.56
OC	2697.13	3242.58	1288.82	179.05	85.74	27.43	21.48	12.74	7.26	5.67
OD	2697.13	881.27	621.03	120.78	18.29	14.06	13.52	11.76	7.59	5.76



H[m]	D[m]	Max lux	Med lux	Alpha=4.6°+9.5°	G=0.0	Max non a G
1.00	0.25	3287	2311			
2.00	0.50	822	578			
3.00	0.74	365	257			
4.00	0.99	205	144			
5.00	1.24	131	92			

H[m]	D[m]	Max lux	Med lux	Beta=3.4°+9.6°	G=0.0	Max non a G
1.00	0.23	3287	2311			
2.00	0.46	822	578			
3.00	0.69	365	257			
4.00	0.92	205	144			
5.00	1.15	131	92			