

Luminaire

Code DX0060E10
Name ITKA 50 W/C

Measurem.

Code FTS1603787-B
Name ITKA 50 W/C

Luminaire Flux	3000 lm	Luminaire Power	36.0 W	Efficacy	83.336 lm/W	Efficiency	65.75%
Source Flux	4563 lm	Maximum value	90.04 cd/klm	Position	C=0.00 G=0.00	CG	Rotosymmetrical
Round Luminaire		Diam.	500 mm	Height	170 mm		
Round Luminous Area		Diam.	500 mm	Height	170 mm		
Horizontal Luminous Area		0.196350 m ²		Emitting area on Plane 180°		0.085000 m ²	
Emitting area on Plane 0°		0.085000 m ²		Emitting area on Plane 270°		0.085000 m ²	
Emitting area on Plane 90°		0.085000 m ²		Glare area at 76°		0.129976 m ²	
Coordinate system		CG		Symmetry Type		Rotosymmetrical	
Date		26-08-2024		Maximum Gamma Angle		180	
Measurement Distance		0.00		Measurement Flux		4563 lm	

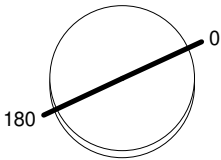
Lamping=LED 3x12W (E27) CCT=2700K CRI=80

C.I.E. 35 62 84 55 66
F UTE 0.36 H + 0.29 T

D DIN 5040
B NBN

C21
BZ 6

Diam=500mm



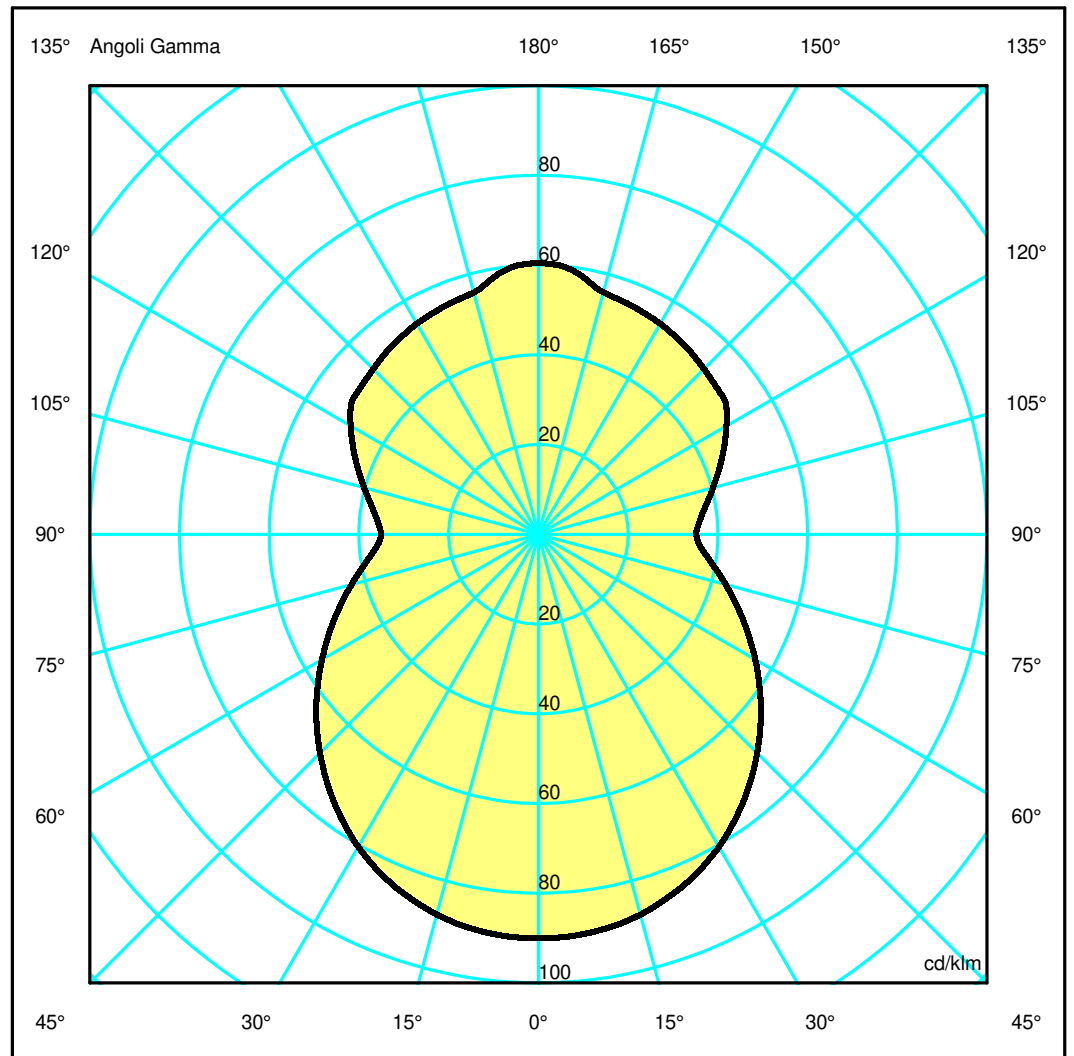
Semipiani C

180.0 ——— 0.0

ULOR 29.35 %

DLOR 36.39 %

RN 44.65 %



Luminaire

Code DX0060E10
Name ITKA 50 W/C

Measurment.

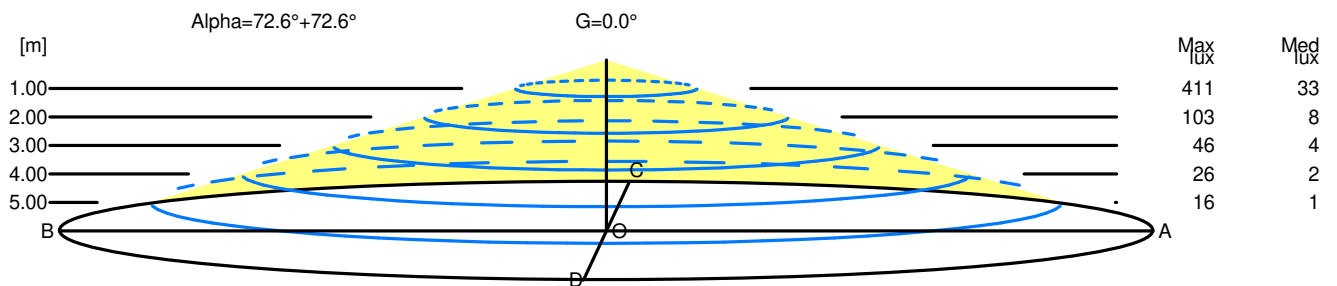
Code FTS1603787-B
Name ITKA 50 W/C

Luminaire Flux	3000 lm	Luminaire Power	36.0 W	Efficacy	83.336 lm/W	Efficiency	65.75%
Source Flux	4563 lm	Maximum value	90.04 cd/klm	Position	C=0.00 G=0.00	CG	Rotosymmetrical
Round Luminaire		Diam.	500 mm	Height	170 mm		
Round Luminous Area		Diam.	500 mm	Height	170 mm		
Horizontal Luminous Area		0.196350 m2		Emitting area on Plane 180°		0.085000 m2	
Emitting area on Plane 0°		0.085000 m2		Emitting area on Plane 270°		0.085000 m2	
Emitting area on Plane 90°		0.085000 m2		Glare area at 76°		0.129976 m2	
Coordinate system		CG		Symmetry Type		Rotosymmetrical	
Date		26-08-2024		Maximum Gamma Angle		180	
Measurement Distance		0.00		Measurement Flux		4563 lm	
Lamping=LED 3x12W (E27) CCT=2700K CRI=80							
C.I.E.	35 62 84 55 66			D DIN 5040		C21	
F UTE	0.36 H + 0.29 T			B NBN		BZ 6	

Width at 50.00 % of Max Intensity

H[m]	1.00	2.00	3.00	4.00	5.00	H[m]	1.00	2.00	3.00	4.00	5.00
OA	3.20	6.40	9.60	12.80	16.00	OC	3.20	6.40	9.60	12.80	16.00
OB	3.20	6.40	9.60	12.80	16.00	OD	3.20	6.40	9.60	12.80	16.00

	Luminous Intensities [cd/klm]									
	0	5	15	25	35	45	55	65	75	85
OA	410.87	409.73	400.28	380.47	350.78	314.35	274.70	234.59	197.01	166.44
OB	410.87	409.73	400.28	380.47	350.78	314.35	274.70	234.59	197.01	166.44
OC	410.87	409.73	400.28	380.47	350.78	314.35	274.70	234.59	197.01	166.44
OD	410.87	409.73	400.28	380.47	350.78	314.35	274.70	234.59	197.01	166.44



H[m]	D[m]	Max lux	Med lux	Alpha=72.6°+72.6°	G=0.0
1.00	6.40	411	33		
2.00	12.80	103	8		
3.00	19.20	46	4		
4.00	25.60	26	2		
5.00	32.00	16	1		