

Luminaire

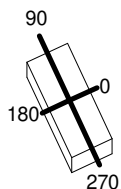
Code M036226
Name Chocolate Terra LED Diretta + Indiretta 3000K 1 desk Interactive Dali - bianco

Measurement

Code FTS1400220-B
Name Chocolate Terra LED Diretta + Indiretta 3000K 1 desk Interactive Dali - bianco

Luminaire Flux	8317 lm	Luminaire Power	62.0 W	Efficacy	134.145 lm/W	Efficiency	100.00%
Source Flux	8317 lm	Maximum value	405.64 cd/klm	Position	C=115.00 G=39.00	CG	Asymmetrical
Rectangular Luminaire		Length	590 mm	Width	250 mm	Height	50 mm
Rectangular Luminous Area		Length	590 mm	Width	200 mm	Height	9 mm
Horizontal Luminous Area		0.118000 m ²		Emitting area on Plane 180°		0.005900 m ²	
Emitting area on Plane 0°		0.005900 m ²		Emitting area on Plane 270°		0.002000 m ²	
Emitting area on Plane 90°		0.002000 m ²		Glare area at 76°		0.034272 m ²	
Coordinate system		CG		Symmetry Type		Asymmetrical	
Date		06-11-2024		Maximum Gamma Angle		180	
Measurement Distance		0.00		Measurement Flux		8317 lm	
LED Flux=9656lm LED Power=55W Eff=86% EfcLed=176lm/W EfcLum=134lm/W CCT=3000K Ra=80 SDCM=3 L70(9k)=50000h							
C.I.E.	81 99 100 24 100			D DIN 5040		D63	
F UTE	0.24 B + 0.76 T			B NBN		BZ 1	

590mm x 250mm



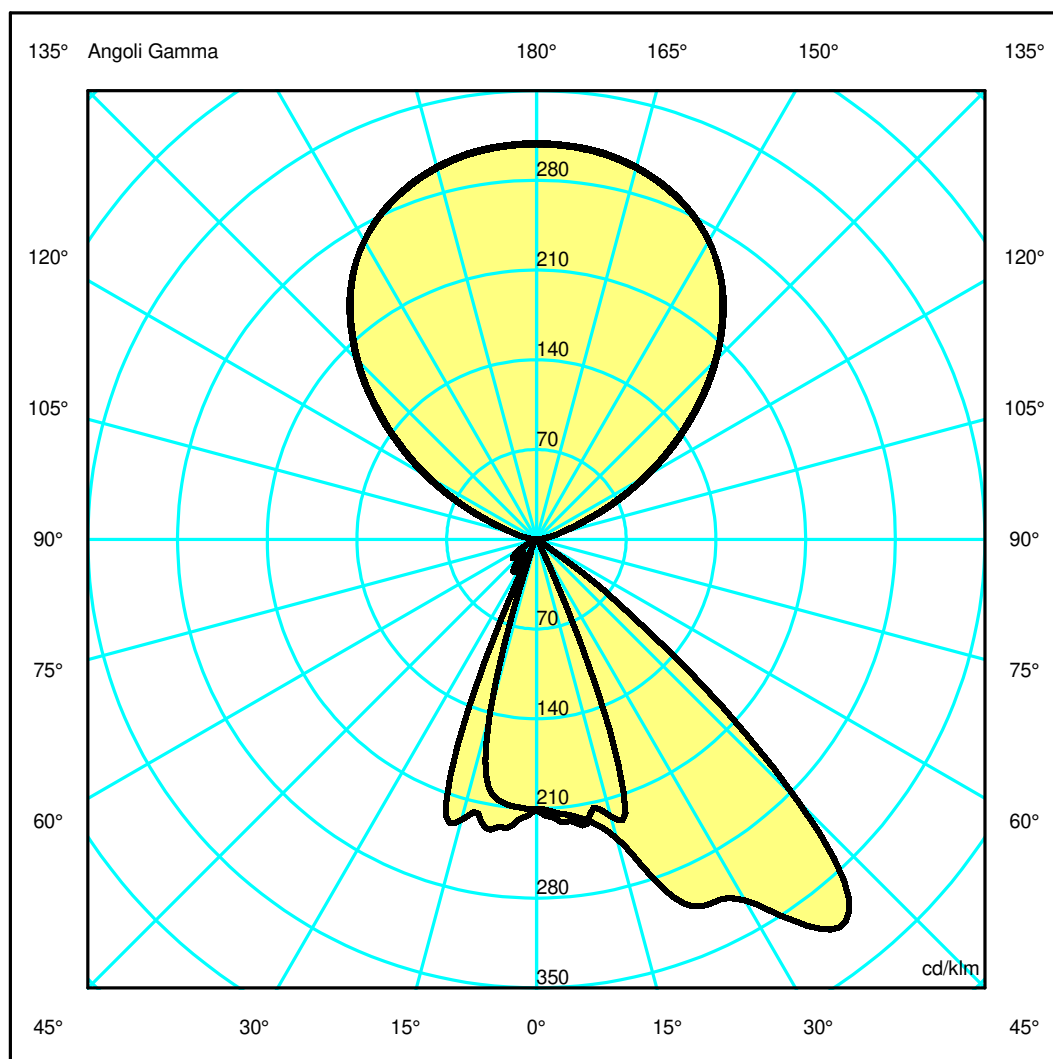
Semipiani C

180.0 ——— 0.0
270.0 ——— 90.0

ULOR 75.73 %

DLOR 24.27 %

RN 75.73 %



Luminaire

Code M036226
Name Chocolate Terra LED Diretta + Indiretta 3000K 1 desk Interactive Dali - bianco

Measurerm.

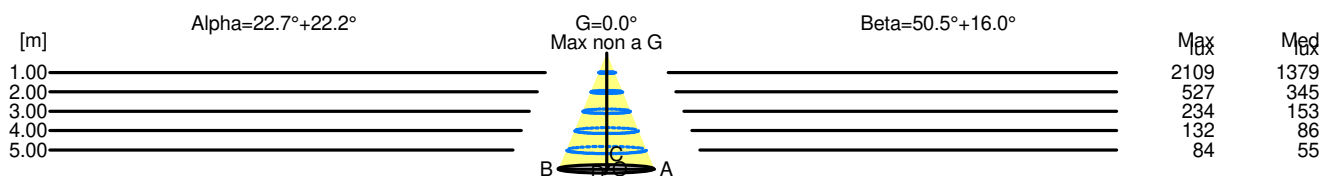
Code FTS1400220-B
Name Chocolate Terra LED Diretta + Indiretta 3000K 1 desk Interactive Dali - bianco

Luminaire Flux	8317 lm	Luminaire Power	62.0 W	Efficacy	134.145 lm/W	Efficiency	100.00%
Source Flux	8317 lm	Maximum value	405.64 cd/klm	Position	C=115.00 G=39.00	CG	Asymmetrical
Rectangular Luminaire		Length	590 mm	Width	250 mm	Height	50 mm
Rectangular Luminous Area		Length	590 mm	Width	200 mm	Height	9 mm
Horizontal Luminous Area		0.118000 m2		Emitting area on Plane 180°		0.005900 m2	
Emitting area on Plane 0°		0.005900 m2		Emitting area on Plane 270°		0.002000 m2	
Emitting area on Plane 90°		0.002000 m2		Glare area at 76°		0.034272 m2	
Coordinate system		CG		Symmetry Type		Asymmetrical	
Date		06-11-2024		Maximum Gamma Angle		180	
Measurement Distance		0.00		Measurement Flux		8317 lm	
LED Flux=9656lm LED Power=55W Eff=86% EfcLed=176lm/W EfcLum=134lm/W CCT=3000K Ra=80 SDCM=3 L70(9k)=50000h							
C.I.E.	81 99 100 24 100			D DIN 5040		D63	
F UTE	0.24 B + 0.76 T			B NBN		BZ 1	

Width at 50.00 % of Max Intensity

H[m]	1.00	2.00	3.00	4.00	5.00	H[m]	1.00	2.00	3.00	4.00	5.00
OA	0.41	0.82	1.23	1.64	2.04	OC	1.21	2.42	3.64	4.85	6.06
OB	0.42	0.83	1.25	1.67	2.09	OD	0.29	0.57	0.86	1.15	1.43

	Luminous Intensities [cd/klm]									
	0	5	15	25	35	45	55	65	75	85
OA	1756.29	1840.04	1860.18	286.42	38.08	22.96	16.80	12.60	8.68	5.32
OB	1756.29	1866.85	1883.43	330.10	36.96	23.52	19.32	16.24	14.84	11.48
OC	1747.06	1786.27	2007.40	2617.76	3060.15	2388.21	198.79	33.60	14.00	0.00
OD	1747.06	1738.64	1170.32	100.79	257.58	123.19	176.38	14.00	0.00	0.00



H[m]	D[m]	Max lux	Med lux	Alpha=22.7°+22.2°	G=0.0° Max non a G
1.00	0.83	2109	1379		
2.00	1.65	527	345		
3.00	2.48	234	153		
4.00	3.30	132	86		
5.00	4.13	84	55		

H[m]	D[m]	Max lux	Med lux	Beta=16.0°+50.5°	G=0.0° Max non a G
1.00	1.50	2109	1379		
2.00	3.00	527	345		
3.00	4.49	234	153		
4.00	5.99	132	86		
5.00	7.49	84	55		