

Luminaire

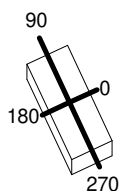
Code M036311
Name Chocolate Terra LED Diretta + Indiretta 4000K 1 desk dimmerabile - moka

Measurement

Code FTS1400221-B
Name Chocolate Terra LED Diretta + Indiretta 4000K 1 desk dimmerabile - moka

Luminaire Flux	8927 lm	Luminaire Power	62.0 W	Efficacy	143.984 lm/W	Efficiency	100.00%
Source Flux	8927 lm	Maximum value	416.86 cd/klm	Position	C=115.00 G=39.00	CG	Asymmetrical
Rectangular Luminaire		Length	590 mm	Width	250 mm	Height	50 mm
Rectangular Luminous Area		Length	590 mm	Width	200 mm	Height	9 mm
Horizontal Luminous Area		0.118000 m ²		Emitting area on Plane 180°		0.005900 m ²	
Emitting area on Plane 0°		0.005900 m ²		Emitting area on Plane 270°		0.002000 m ²	
Emitting area on Plane 90°		0.002000 m ²		Glare area at 76°		0.034272 m ²	
Coordinate system		CG		Symmetry Type		Asymmetrical	
Date		06-11-2024		Maximum Gamma Angle		180	
Measurement Distance		0.00		Measurement Flux		8927 lm	
LED Flux=10396lm LED Power=55W Eff=86% EfcLed=190lm/W EfcLum=144lm/W CCT=4000K Ra=80 SDCM=3 L70(9k)=50000h							
C.I.E.	81 99 100 25 100			D DIN 5040		D63	
F UTE	0.25 B + 0.75 T			B NBN		BZ 1	

590mm x 250mm



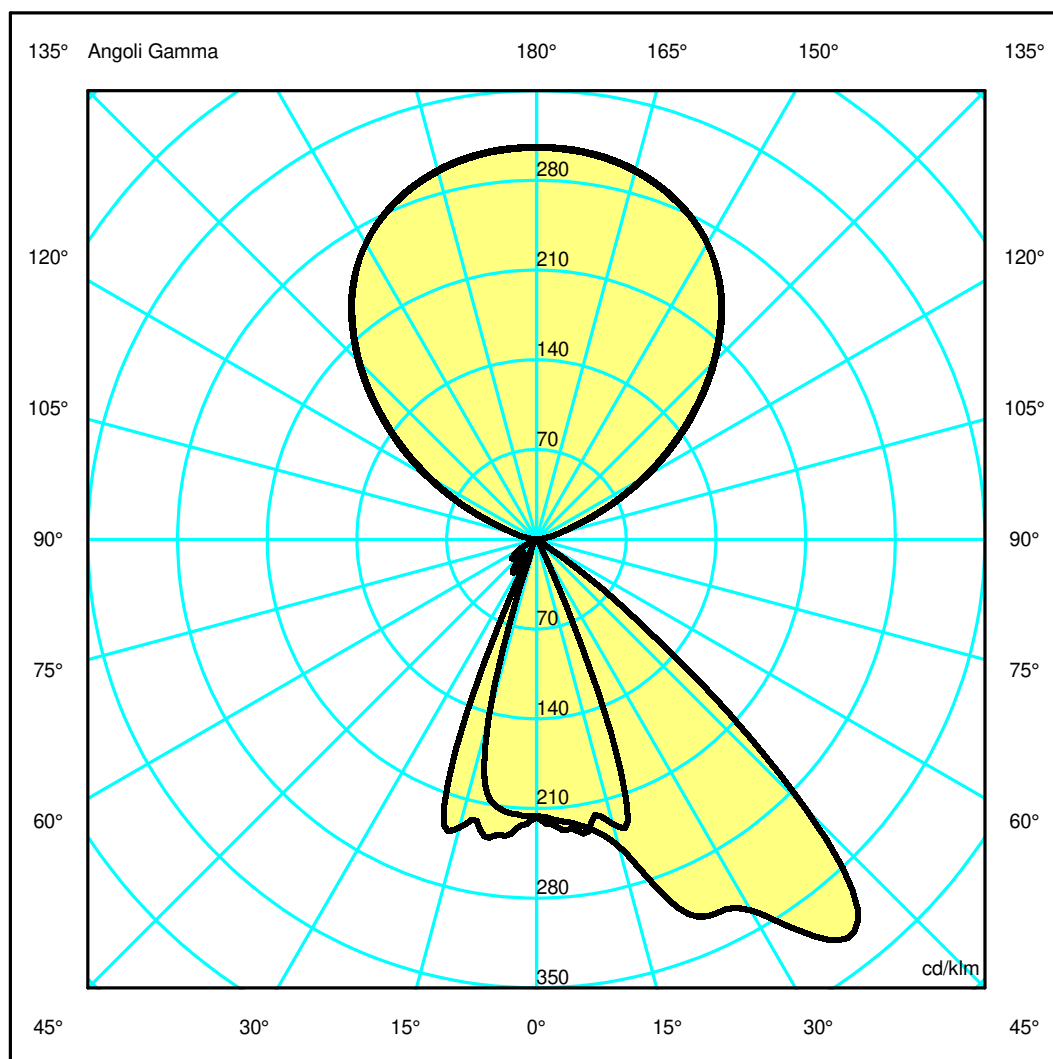
Semipiani C

180.0 ——— 0.0
270.0 ——— 90.0

ULOR 75.06 %

DLOR 24.94 %

RN 75.06 %



Luminaire

Code M036311
Name Chocolate Terra LED Diretta + Indiretta 4000K 1 desk dimmerabile - moka

Measurerm.

Code FTS1400221-B
Name Chocolate Terra LED Diretta + Indiretta 4000K 1 desk dimmerabile - moka

Luminaire Flux	8927 lm	Luminaire Power	62.0 W	Efficacy	143.984 lm/W	Efficiency	100.00%
Source Flux	8927 lm	Maximum value	416.86 cd/klm	Position	C=115.00 G=39.00	CG	Asymmetrical
Rectangular Luminaire		Length	590 mm	Width	250 mm	Height	50 mm
Rectangular Luminous Area		Length	590 mm	Width	200 mm	Height	9 mm
Horizontal Luminous Area		0.118000 m2		Emitting area on Plane 180°		0.005900 m2	
Emitting area on Plane 0°		0.005900 m2		Emitting area on Plane 270°		0.002000 m2	
Emitting area on Plane 90°		0.002000 m2		Glare area at 76°		0.034272 m2	
Coordinate system		CG		Symmetry Type		Asymmetrical	
Date		06-11-2024		Maximum Gamma Angle		180	
Measurement Distance		0.00		Measurement Flux		8927 lm	

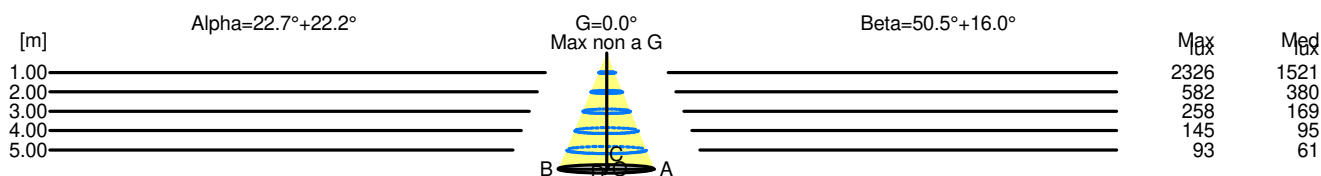
LED Flux=10396lm LED Power=55W Eff=86% EfcLed=190lm/W EfcLum=144lm/W CCT=4000K Ra=80 SDCM=3 L70(9k)=50000h

C.I.E.	81 99 100 25 100	D DIN 5040	D63
F UTE	0.25 B + 0.75 T	B NBN	BZ 1

Width at 50.00 % of Max Intensity

H[m]	1.00	2.00	3.00	4.00	5.00	H[m]	1.00	2.00	3.00	4.00	5.00
OA	0.41	0.82	1.23	1.64	2.04	OC	1.21	2.42	3.64	4.85	6.06
OB	0.42	0.83	1.25	1.67	2.09	OD	0.29	0.57	0.86	1.15	1.43

	Luminous Intensities [cd/klm]									
	0	5	15	25	35	45	55	65	75	85
OA	1937.23	2029.60	2051.82	315.92	42.00	25.32	18.53	13.90	9.57	5.87
OB	1937.23	2059.18	2077.46	364.10	40.76	25.94	21.31	17.91	16.37	12.66
OC	1927.04	1970.30	2214.21	2887.44	3375.41	2634.25	219.27	37.06	15.44	0.00
OD	1927.04	1917.75	1290.89	111.18	284.11	135.88	194.55	15.44	0.00	0.00



H[m]	D[m]	Max lux	Med lux	Alpha=22.7°+22.2°	G=0.0° Max non a G
1.00	0.83	2326	1521		
2.00	1.65	582	380		
3.00	2.48	258	169		
4.00	3.30	145	95		
5.00	4.13	93	61		

H[m]	D[m]	Max lux	Med lux	Beta=16.0°+50.5°	G=0.0° Max non a G
1.00	1.50	2326	1521		
2.00	3.00	582	380		
3.00	4.49	258	169		
4.00	5.99	145	95		
5.00	7.49	93	61		