

Luminaire

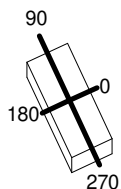
Code M036416_ind
 Name Chocolate Terra LED Indiretta 3000K 2 desk Interactive Dali - moka

Measurerm.

Code FTS1500698-A
 Name Chocolate Terra LED Indiretta 3000K 2 desk Interactive Dali - moka

Luminaire Flux	6298 lm	Luminaire Power	42.0 W	Efficacy	149.952 lm/W	Efficiency	100.00%
Source Flux	6298 lm	Maximum value	408.18 cd/klm	Position	C=0.00 G=180.00	CG	Double Symmetrical
Rectangular Luminaire		Length	590 mm	Width	250 mm	Height	50 mm
Rectangular Luminous Area		Length	590 mm	Width	100 mm	Height	10 mm
Horizontal Luminous Area		0.059000 m2		Emitting area on Plane 180°	0.005900 m2		
Emitting area on Plane 0°		0.005900 m2		Emitting area on Plane 270°	0.001000 m2		
Emitting area on Plane 90°		0.001000 m2		Glare area at 76°	0.019998 m2		
Coordinate system		CG		Symmetry Type	Double Symmetrical		
Date		06-11-2024		Maximum Gamma Angle	180		
Measurement Distance		0.00		Measurement Flux	6298 lm		
LED Flux=6516lm LED Power=37W Eff=97% EfcLed=175lm/W EfcLum=150lm/W CCT=3000K Ra=90 R9=50 SDCM=3 L70(9k)=50000h							
C.I.E.	0 0 0 0 100			D DIN 5040	--		
F UTE	1.00 T			B NBN	BZ 10		

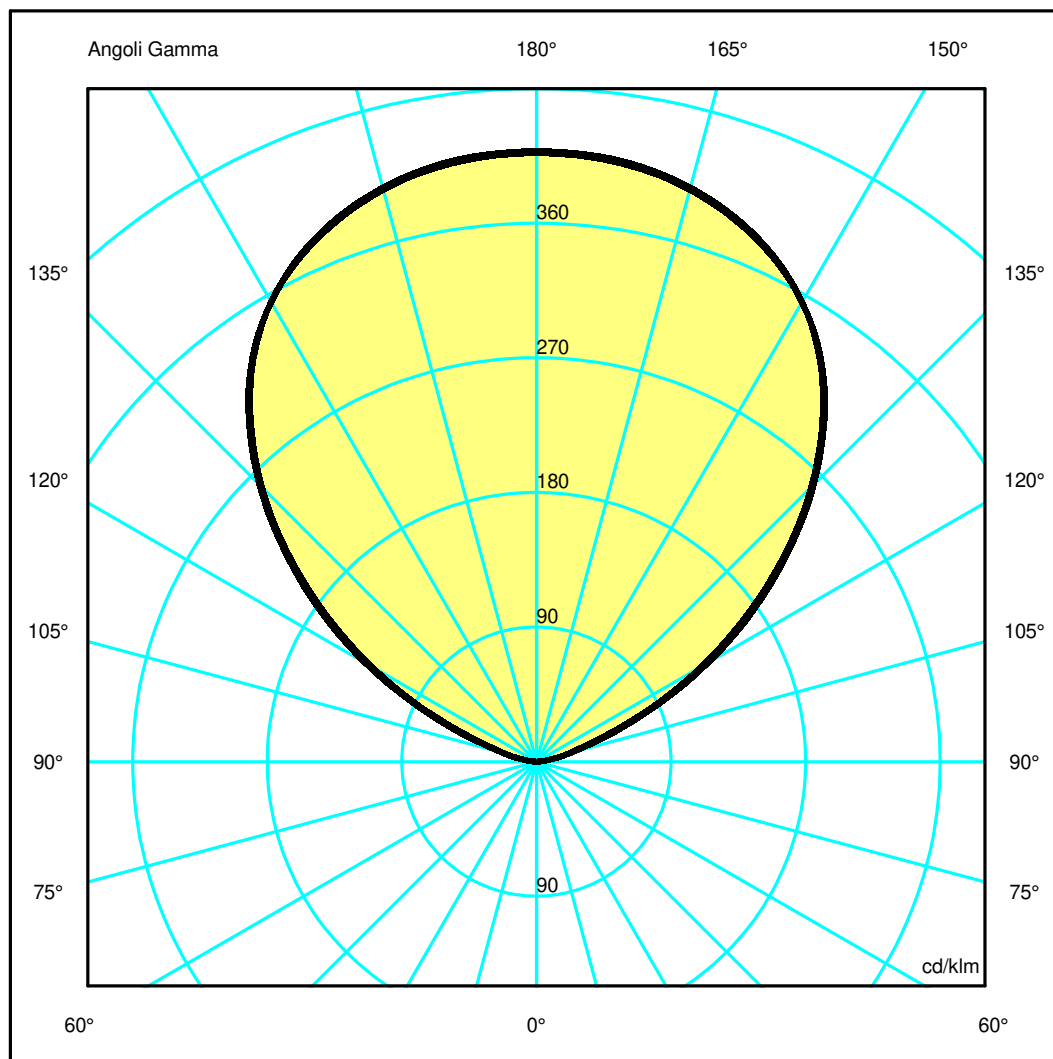
590mm x 250mm



Semipiani C

180.0 — 0.0
 270.0 — 90.0

ULOR100.00 %
 DLOR 0.00 %
 RN100.00 %



Luminaire

Code M036416_ind
Name Chocolate Terra LED Indiretta 3000K 2 desk Interactive Dali - moka

Measurem.

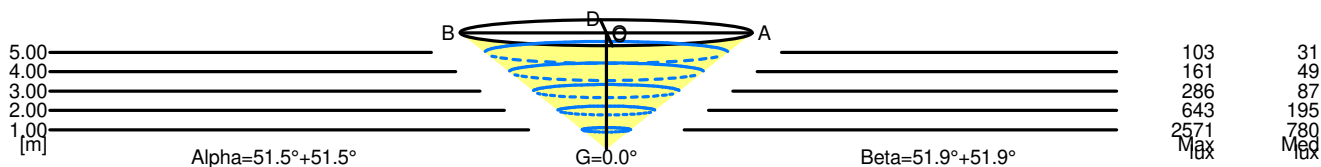
Code FTS1500698-A
Name Chocolate Terra LED Indiretta 3000K 2 desk Interactive Dali - moka

Luminaire Flux	6298 lm	Luminaire Power	42.0 W	Efficacy	149.952 lm/W	Efficiency	100.00%
Source Flux	6298 lm	Maximum value	408.18 cd/klm	Position	C=0.00 G=180.00	CG	Double Symmetrical
Rectangular Luminaire		Length	590 mm	Width	250 mm	Height	50 mm
Rectangular Luminous Area		Length	590 mm	Width	100 mm	Height	10 mm
Horizontal Luminous Area		0.059000 m2		Emitting area on Plane 180°		0.005900 m2	
Emitting area on Plane 0°		0.005900 m2		Emitting area on Plane 270°		0.001000 m2	
Emitting area on Plane 90°		0.001000 m2		Glare area at 76°		0.019998 m2	
Coordinate system		CG		Symmetry Type		Double Symmetrical	
Date		06-11-2024		Maximum Gamma Angle		180	
Measurement Distance		0.00		Measurement Flux		6298 lm	
LED Flux=6516lm LED Power=37W Eff=97% EfcLed=175lm/W EfcLum=150lm/W CCT=3000K Ra=90 R9=50 SDCM=3 L70(9k)=50000h							
C.I.E.	0 0 0 0 100			D DIN 5040	--		
F UTE	1.00 T			B NBN	BZ 10		

Width at 50.00 % of Max Intensity

H[m]	1.00	2.00	3.00	4.00	5.00	H[m]	1.00	2.00	3.00	4.00	5.00
OA	1.26	2.51	3.77	5.03	6.29	OC	1.28	2.55	3.83	5.10	6.38
OB	1.26	2.51	3.77	5.03	6.29	OD	1.28	2.55	3.83	5.10	6.38

	Luminous Intensities [cd/klm]									
	0	5	15	25	35	45	55	65	75	85
OA	2570.72	2565.15	2503.14	2354.32	2077.05	1635.21	1088.17	526.32	151.69	10.37
OB	2570.72	2565.15	2503.14	2354.32	2077.05	1635.21	1088.17	526.32	151.69	10.37
OC	2562.66	2556.14	2493.16	2347.96	2085.30	1651.15	1116.98	552.43	152.65	14.98
OD	2562.66	2556.14	2493.16	2347.96	2085.30	1651.15	1116.98	552.43	152.65	14.98



5.00	12.57	103	31		
4.00	10.06	161	49		
3.00	7.54	286	87		
2.00	5.03	643	195		
1.00	2.51	2571	780		
H[m]	D[m]	Max lux	Med lux	Alpha=51.5°+51.5°	G=0.0

5.00	12.76	103	31		
4.00	10.21	161	49		
3.00	7.66	286	87		
2.00	5.10	643	195		
1.00	2.55	2571	780		
H[m]	D[m]	Max lux	Med lux	Beta=51.9°+51.9°	G=0.0