

Luminaire

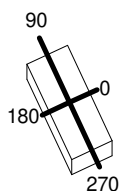
Code M036421
 Name Chocolate Terra LED Diretta + Indiretta 3000K 2 desk dimmerabile - bianco

Measurement

Code FTS1500753-B
 Name Chocolate Terra LED Diretta + Indiretta 3000K 2 desk dimmerabile - bianco

Luminaire Flux	9941 lm	Luminaire Power	79.0 W	Efficacy	125.835 lm/W	Efficiency	100.00%
Source Flux	9941 lm	Maximum value	409.98 cd/klm	Position	C=45.00 G=36.00	CG	Asymmetrical
Rectangular Luminaire Rectangular Luminous Area	Length Length	590 mm 590 mm	Width Width	250 mm 200 mm	Height Height	50 mm 9 mm	
Horizontal Luminous Area Emitting area on Plane 0° Emitting area on Plane 90°	0.118000 m2 0.005900 m2 0.002000 m2		Emitting area on Plane 180° Emitting area on Plane 270° Glare area at 76°	0.005900 m2 0.002000 m2 0.034272 m2			
Coordinate system Date Measurement Distance	CG 06-11-2024 0.00		Symmetry Type Maximum Gamma Angle Measurement Flux	Asymmetrical 180 9941 lm			
LED Flux=11484lm LED Power=67W Eff=87% EfcLed=171lm/W EfcLum=126lm/W CCT=3000K Ra=80 SDCM=3 L70(9k)=50000h							
C.I.E. F UTE	77 99 100 37 100 0.37 B + 0.63 T		D DIN 5040 B NBN	D62 BZ 2 / 1.25 / BZ 1			

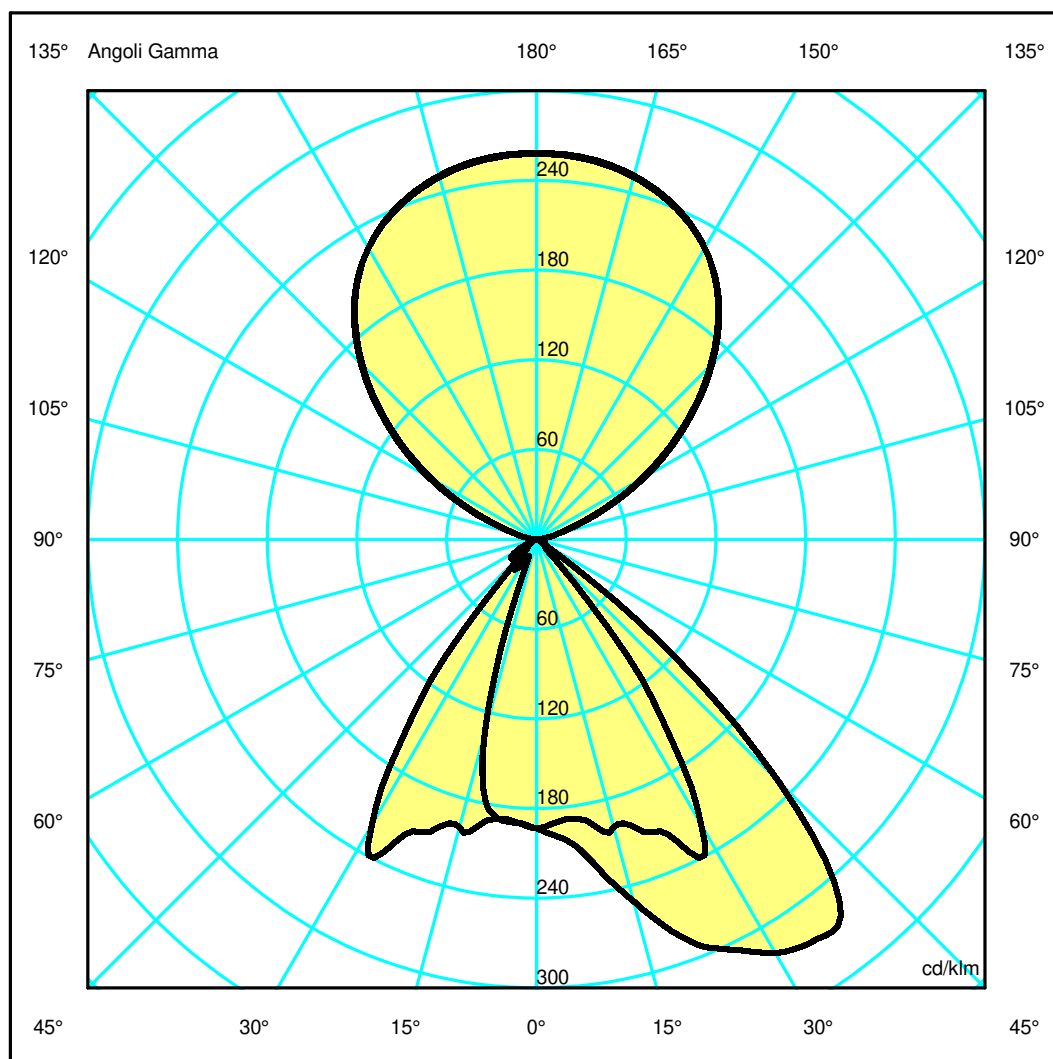
590mm x 250mm



Semipiani C

180.0 ——— 0.0
 270.0 ——— 90.0

ULOR 63.35 %
 DLOR 36.65 %
 RN 63.35 %



Luminaire

Code M036421
Name Chocolate Terra LED Diretta + Indiretta 3000K 2 desk dimmerabile - bianco

Measurem.

Code FTS1500753-B
Name Chocolate Terra LED Diretta + Indiretta 3000K 2 desk dimmerabile - bianco

Luminaire Flux	9941 lm	Luminaire Power	79.0 W	Efficacy	125.835 lm/W	Efficiency	100.00%
Source Flux	9941 lm	Maximum value	409.98 cd/klm	Position	C=45.00 G=36.00	CG	Asymmetrical
Rectangular Luminaire		Length	590 mm	Width	250 mm	Height	50 mm
Rectangular Luminous Area		Length	590 mm	Width	200 mm	Height	9 mm
Horizontal Luminous Area		0.118000 m2		Emitting area on Plane 180°		0.005900 m2	
Emitting area on Plane 0°		0.005900 m2		Emitting area on Plane 270°		0.002000 m2	
Emitting area on Plane 90°		0.002000 m2		Glare area at 76°		0.034272 m2	
Coordinate system		CG		Symmetry Type		Asymmetrical	
Date		06-11-2024		Maximum Gamma Angle		180	
Measurement Distance		0.00		Measurement Flux		9941 lm	

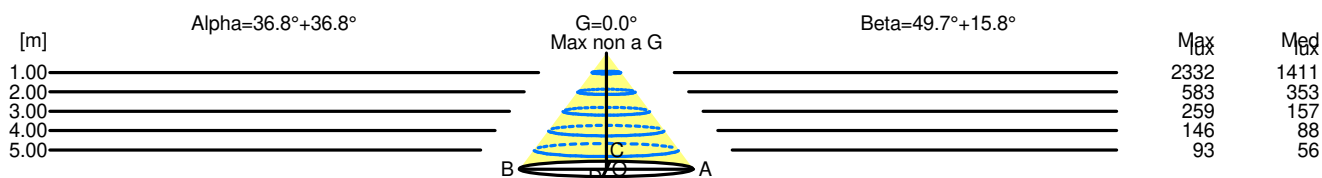
LED Flux=11484lm LED Power=67W Eff=87% EfcLed=171lm/W EfcLum=126lm/W CCT=3000K Ra=80 SDCM=3 L70(9k)=50000h

C.I.E.	77 99 100 37 100	D DIN 5040	D62
F UTE	0.37 B + 0.63 T	B NBN	BZ 2 / 1.25 / BZ 1

Width at 50.00 % of Max Intensity

H[m]	1.00	2.00	3.00	4.00	5.00	H[m]	1.00	2.00	3.00	4.00	5.00
OA	0.75	1.50	2.25	2.99	3.74	OC	1.18	2.36	3.54	4.72	5.90
OB	0.75	1.50	2.25	2.99	3.74	OD	0.28	0.57	0.85	1.13	1.42

	Luminous Intensities [cd/klm]									
	0	5	15	25	35	45	55	65	75	85
OA	1921.10	1877.42	1981.11	2218.54	1442.16	96.87	53.21	19.10	6.82	0.00
OB	1921.10	1877.42	1981.11	2218.54	1442.16	96.87	53.21	19.10	6.82	0.00
OC	1921.10	1995.00	2490.36	3007.56	3245.67	2276.87	142.30	60.20	24.63	0.00
OD	1921.10	1888.28	1335.47	120.41	243.56	186.09	207.98	49.26	2.74	0.00



H[m]	D[m]	Max lux	Med lux	Alpha=36.8°+36.8°	G=0.0 Max non a G
1.00	1.50	2332	1411		
2.00	2.99	583	353		
3.00	4.49	259	157		
4.00	5.99	146	88		
5.00	7.48	93	56		

H[m]	D[m]	Max lux	Med lux	Beta=15.8°+49.7°	G=0.0 Max non a G
1.00	1.46	2332	1411		
2.00	2.93	583	353		
3.00	4.39	259	157		
4.00	5.86	146	88		
5.00	7.32	93	56		