

Luminaire

Code 0213010A
Name CALIPSO S 3000K

Measurum.

Code FTS1702504-A
Name CALIPSO S 3000K

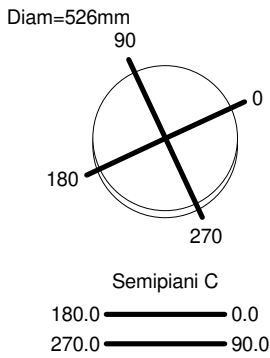
Luminaire Flux	4099 lm	Luminaire Power	50.0 W	Efficacy	81.979 lm/W	Efficiency	100.00%
Source Flux	4099 lm	Maximum value	491.37 cd/klm	Position	C=0.00 G=0.00	CG	Double Symmetrical
Round Luminaire		Diam.	526 mm	Height	76 mm		
Round Luminous Area		Diam.	526 mm	Height	0 mm		
Horizontal Luminous Area			0.217301 m2	Emitting area on Plane 180°			0.000000 m2
Emitting area on Plane 0°			0.000000 m2	Emitting area on Plane 270°			0.000000 m2
Emitting area on Plane 90°			0.000000 m2	Glare area at 76°			0.052570 m2
Coordinate system		CG		Symmetry Type		Double Symmetrical	
Date		01-08-2023		Maximum Gamma Angle		180	
Measurement Distance		0.00		Measurement Flux		4099 lm	

LED Flux=7236lm LED Power=40W Eff=57% EfcLed=181lm/W EfcLum=82lm/W CCT=3000K Ra=90 R9=50 SDCM=3 L70(6K)=50000h

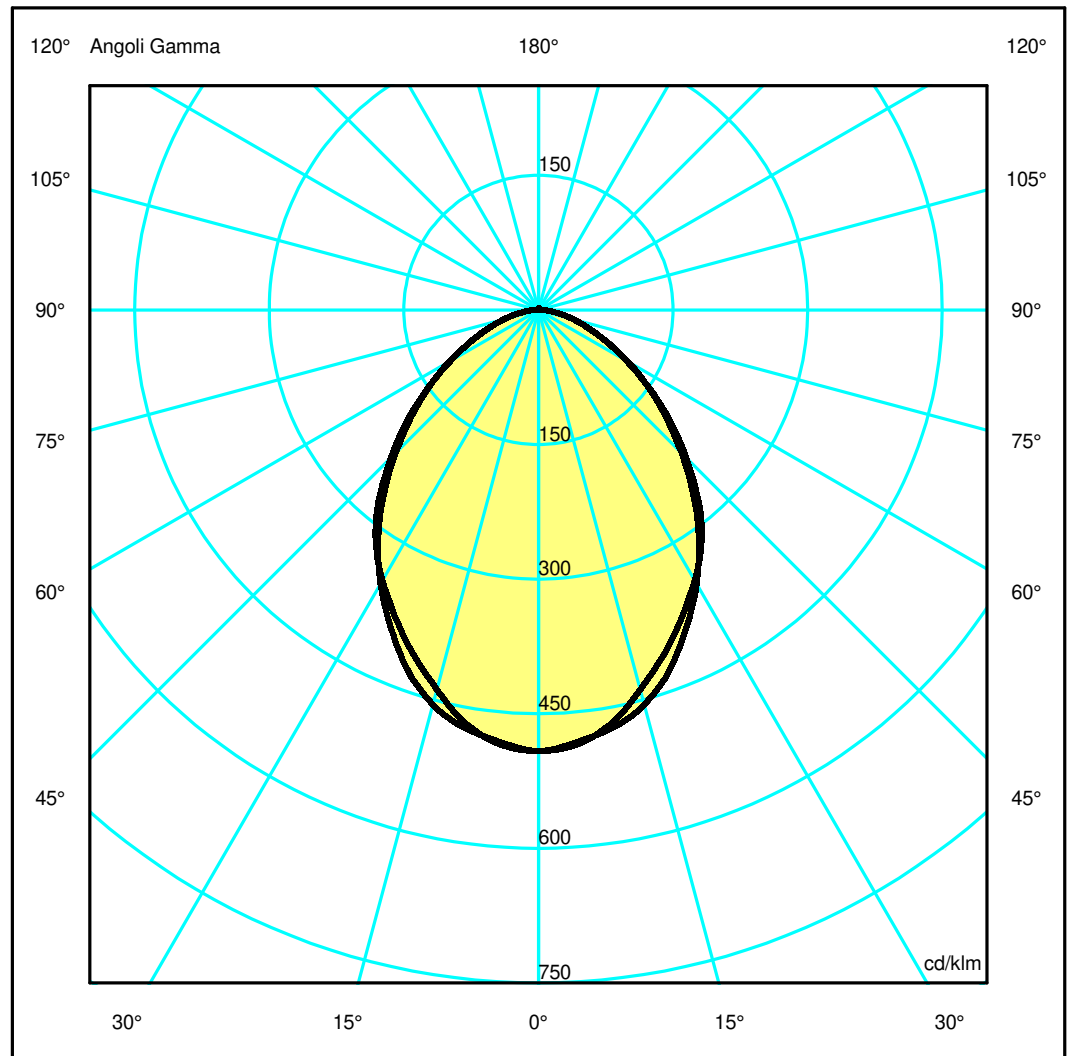
C.I.E. 57 86 97 99 100
F UTE 0.99 D + 0.01 T

D DIN 5040
B NBN

A41
BZ 3



ULOR 0.83 %
DLOR 99.17 %
RN 0.83 %



Luminaire

Code 0213010A
Name CALIPSO S 3000K

Measurement

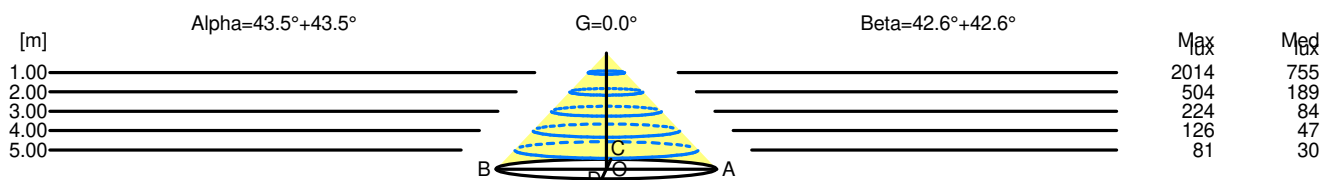
Code FTS1702504-A
Name CALIPSO S 3000K

Luminaire Flux	4099 lm	Luminaire Power	50.0 W	Efficacy	81.979 lm/W	Efficiency	100.00%
Source Flux	4099 lm	Maximum value	491.37 cd/klm	Position	C=0.00 G=0.00	CG	Double Symmetrical
Round Luminaire		Diam.	526 mm	Height	76 mm		
Round Luminous Area		Diam.	526 mm	Height	0 mm		
Horizontal Luminous Area			0.217301 m2	Emitting area on Plane 180°			0.000000 m2
Emitting area on Plane 0°			0.000000 m2	Emitting area on Plane 270°			0.000000 m2
Emitting area on Plane 90°			0.000000 m2	Glare area at 76°			0.052570 m2
Coordinate system		CG		Symmetry Type			Double Symmetrical
Date		01-08-2023		Maximum Gamma Angle			180
Measurement Distance		0.00		Measurement Flux			4099 lm
LED Flux=7236lm LED Power=40W Eff=57% EfcLed=181lm/W EfcLum=82lm/W CCT=3000K Ra=90 R9=50 SDCM=3 L70(6K)=50000h							
C.I.E.	57 86 97 99 100			D DIN 5040	A41		
F UTE	0.99 D + 0.01 T			B NBN	BZ 3		

Width at 50.00 % of Max Intensity

H[m]	1.00	2.00	3.00	4.00	5.00	H[m]	1.00	2.00	3.00	4.00	5.00
OA	0.95	1.90	2.85	3.80	4.75	OC	0.92	1.84	2.76	3.68	4.60
OB	0.95	1.90	2.85	3.80	4.75	OD	0.92	1.84	2.76	3.68	4.60

	Luminous Intensities [cd/klm]									
	0	5	15	25	35	45	55	65	75	85
OA	2014.12	1993.17	1795.83	1548.71	1296.56	953.63	615.61	342.65	165.25	51.79
OB	2014.12	1993.17	1795.83	1548.71	1296.56	953.63	615.61	342.65	165.25	51.79
OC	2014.12	1982.60	1866.34	1598.60	1278.83	926.31	610.78	346.93	165.34	52.61
OD	2014.12	1982.60	1866.34	1598.60	1278.83	926.31	610.78	346.93	165.34	52.61



H[m]	D[m]	Max lux	Med lux	Alpha=43.5°+43.5°	G=0.0
1.00	1.90	2014	755		
2.00	3.80	504	189		
3.00	5.70	224	84		
4.00	7.59	126	47		
5.00	9.49	81	30		

H[m]	D[m]	Max lux	Med lux	Beta=42.6°+42.6°	G=0.0
1.00	1.84	2014	755		
2.00	3.68	504	189		
3.00	5.52	224	84		
4.00	7.36	126	47		
5.00	9.21	81	30		