

Luminaire

Code 0223010A
Name CALIPSO LINEAR 120 S

Measurerm.

Code FTS1901902
Name CALIPSO LINEAR 120 S

Luminaire Flux	2985 lm	Luminaire Power	43.0 W	Efficacy	69.413 lm/W	Efficiency	100.00%
Source Flux	2985 lm	Maximum value	511.76 cd/klm	Position	C=0.00 G=2.00	CG	Double Symmetrical
Rectangular Luminaire		Length	1162 mm	Width	82 mm	Height	70 mm
Rectangular Luminous Area		Length	1156 mm	Width	70 mm	Height	0 mm
Horizontal Luminous Area		0.080920 m2		Emitting area on Plane 180°	0.000000 m2		
Emitting area on Plane 0°		0.000000 m2		Emitting area on Plane 270°	0.000000 m2		
Emitting area on Plane 90°		0.000000 m2		Glare area at 76°	0.019576 m2		
Coordinate system		CG		Symmetry Type	Double Symmetrical		
Date		19-07-2019		Maximum Gamma Angle	180		
Measurement Distance		0.00		Measurement Flux	2985 lm		

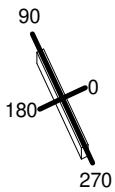
LED Flux=5176.908lm LED Power=38W Eff=58% EfcLed=136lm/W EfcLum=69lm/W CCT=3000K Ra=90 SDCM=3 L90(20K)=50000h

C.I.E. 60 87 97 96 100
F UTE 0.96 D + 0.04 T

D DIN 5040
B NBN

A41
BZ 3

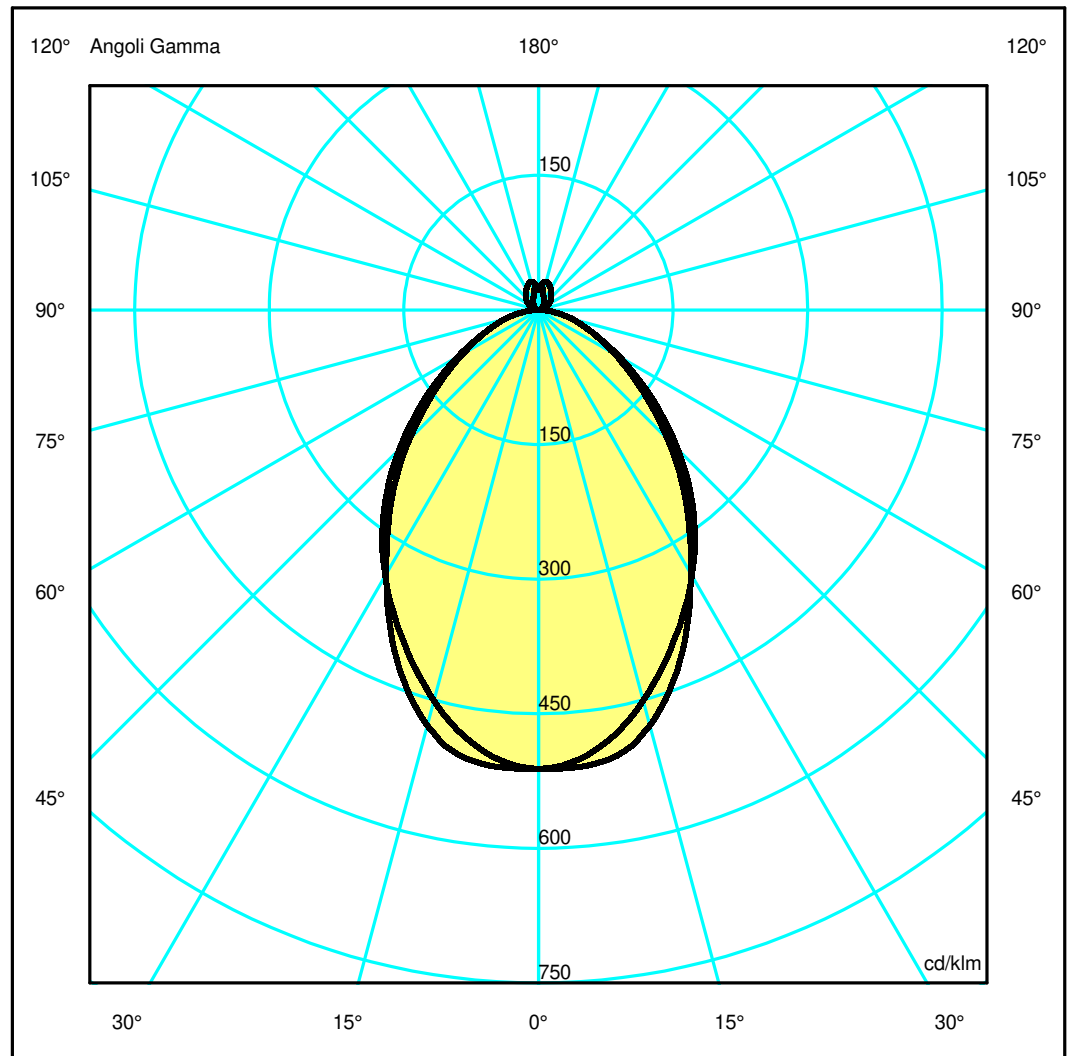
1162mm x 82mm



Semipiani C

180.0 — 0.0
270.0 — 90.0

ULOR 4.16 %
DLOR 95.84 %
RN 4.16 %



Luminaire

Code 0223010A
Name CALIPSO LINEAR 120 S

Measurment.

Code FTS1901902
Name CALIPSO LINEAR 120 S

Luminaire Flux	2985 lm	Luminaire Power	43.0 W	Efficacy	69.413 lm/W	Efficiency	100.00%
Source Flux	2985 lm	Maximum value	511.76 cd/klm	Position	C=0.00 G=2.00	CG	Double Symmetrical
Rectangular Luminaire		Length	1162 mm	Width	82 mm	Height	70 mm
Rectangular Luminous Area		Length	1156 mm	Width	70 mm	Height	0 mm
Horizontal Luminous Area	0.080920 m2			Emitting area on Plane 180°	0.000000 m2		
Emitting area on Plane 0°	0.000000 m2			Emitting area on Plane 270°	0.000000 m2		
Emitting area on Plane 90°	0.000000 m2			Glare area at 76°	0.019576 m2		
Coordinate system	CG	Symmetry Type		Double Symmetrical			
Date	19-07-2019	Maximum Gamma Angle		180			
Measurement Distance	0.00	Measurement Flux		2985 lm			

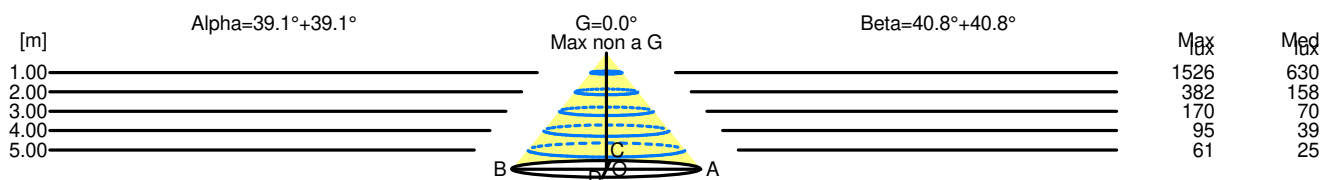
LED Flux=5176.908lm LED Power=38W Eff=58% EfcLed=136lm/W EfcLum=69lm/W CCT=3000K Ra=90 SDCM=3 L90(20K)=50000h

C.I.E.	60 87 97 96 100	D DIN 5040	A41
F UTE	0.96 D + 0.04 T	B NBN	BZ 3

Width at 50.00 % of Max Intensity

H[m]	1.00	2.00	3.00	4.00	5.00	H[m]	1.00	2.00	3.00	4.00	5.00
OA	0.81	1.62	2.44	3.25	4.06	OC	0.86	1.73	2.59	3.45	4.32
OB	0.81	1.62	2.44	3.25	4.06	OD	0.86	1.73	2.59	3.45	4.32

	Luminous Intensities [cd/klm]									
	0	5	15	25	35	45	55	65	75	85
OA	1526.10	1525.79	1430.76	1166.25	871.70	607.40	380.42	219.96	116.27	34.77
OB	1526.10	1525.79	1430.76	1166.25	871.70	607.40	380.42	219.96	116.27	34.77
OC	1526.10	1501.17	1345.20	1129.64	906.10	654.72	410.65	225.72	115.98	34.36
OD	1526.10	1501.17	1345.20	1129.64	906.10	654.72	410.65	225.72	115.98	34.36



H[m]	D[m]	Max lux	Med lux	Alpha=39.1°+39.1°	G=0.0 Max non a G
1.00	1.62	1526	630		
2.00	3.25	382	158		
3.00	4.87	170	70		
4.00	6.50	95	39		
5.00	8.12	61	25		

H[m]	D[m]	Max lux	Med lux	Beta=40.8°+40.8°	G=0.0 Max non a G
1.00	1.73	1526	630		
2.00	3.45	382	158		
3.00	5.18	170	70		
4.00	6.91	95	39		
5.00	8.63	61	25		