

Luminaire

Code 0315010A
Name MELAMPO TAVOLO

Measurement

Code FTS002547-A
Name MELAMPO TAVOLO

Luminaire Flux	2279 lm	Luminaire Power	34.0 W	Efficacy	67.030 lm/W	Efficiency	57.55%
Source Flux	3960 lm	Maximum value	150.37 cd/klm	Position	C=0.00 G=30.00	CG	Rotosymmetrical
Round Luminaire		Diam.	350 mm	Height	275 mm		
Round Luminous Area		Diam.	350 mm	Height	275 mm		
Horizontal Luminous Area		0.096211 m ²		Emitting area on Plane 180°		0.096250 m ²	
Emitting area on Plane 0°		0.096250 m ²		Emitting area on Plane 270°		0.096250 m ²	
Emitting area on Plane 90°		0.096250 m ²		Glare area at 76°		0.116667 m ²	
Coordinate system		CG		Symmetry Type		Rotosymmetrical	
Date		18-01-2022		Maximum Gamma Angle		180	
Measurement Distance		0.00		Measurement Flux		3960 lm	

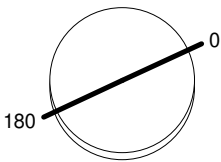
Lamping=LED 2x17W (E27) CCT=3000K CRI=80

C.I.E. 50 84 95 80 58
F UTE 0.46 E + 0.11 T

D DIN 5040
B NBN

B31
BZ 4

Diam=350mm



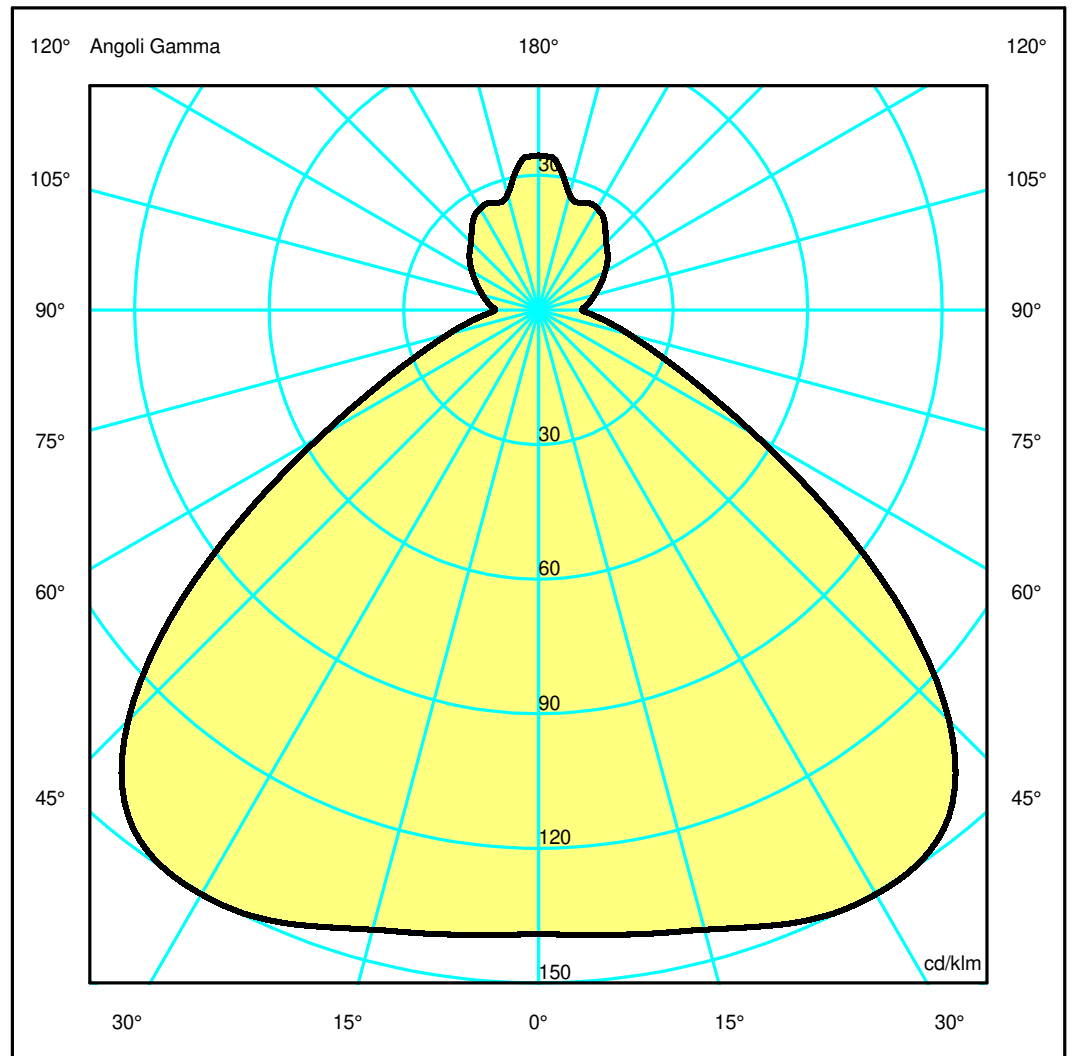
Semipiani C

180.0 ——— 0.0

ULOR 11.27 %

DLOR 46.28 %

RN 19.58 %



Luminaire

Code 0315010A
Name MELAMPO TAVOLO

Measurerm.

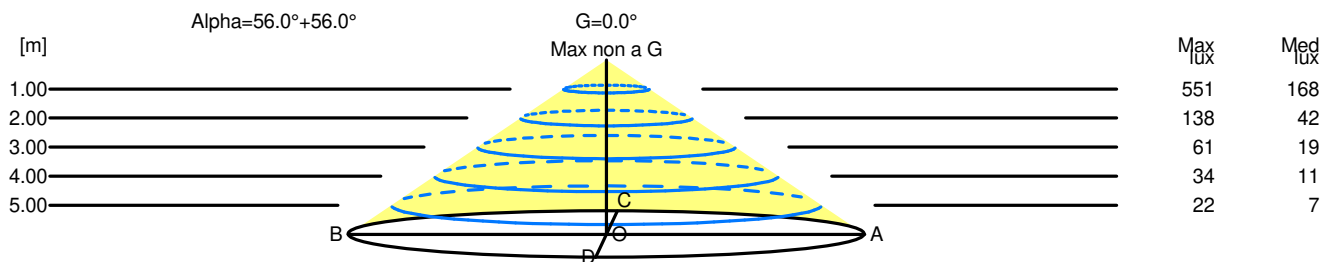
Code FTS002547-A
Name MELAMPO TAVOLO

Luminaire Flux	2279 lm	Luminaire Power	34.0 W	Efficacy	67.030 lm/W	Efficiency	57.55%
Source Flux	3960 lm	Maximum value	150.37 cd/klm	Position	C=0.00 G=30.00	CG	Rotosymmetrical
Round Luminaire		Diam.	350 mm	Height	275 mm		
Round Luminous Area		Diam.	350 mm	Height	275 mm		
Horizontal Luminous Area		0.096211 m ²		Emitting area on Plane 180°		0.096250 m ²	
Emitting area on Plane 0°		0.096250 m ²		Emitting area on Plane 270°		0.096250 m ²	
Emitting area on Plane 90°		0.096250 m ²		Glare area at 76°		0.116667 m ²	
Coordinate system		CG		Symmetry Type		Rotosymmetrical	
Date		18-01-2022		Maximum Gamma Angle		180	
Measurement Distance		0.00		Measurement Flux		3960 lm	
Lamping=LED 2x17W (E27) CCT=3000K CRI=80							
C.I.E.	50 84 95 80 58			D DIN 5040		B31	
F UTE	0.46 E + 0.11 T			B NBN		BZ 4	

Width at 50.00 % of Max Intensity

H[m]	1.00	2.00	3.00	4.00	5.00	H[m]	1.00	2.00	3.00	4.00	5.00
OA	1.48	2.96	4.44	5.92	7.40	OC	1.48	2.96	4.44	5.92	7.40
OB	1.48	2.96	4.44	5.92	7.40	OD	1.48	2.96	4.44	5.92	7.40

	Luminous Intensities [cd/klm]									
	0	5	15	25	35	45	55	65	75	85
OA	550.58	553.74	566.18	591.18	591.49	512.45	318.20	154.17	82.90	47.77
OB	550.58	553.74	566.18	591.18	591.49	512.45	318.20	154.17	82.90	47.77
OC	550.58	553.74	566.18	591.18	591.49	512.45	318.20	154.17	82.90	47.77
OD	550.58	553.74	566.18	591.18	591.49	512.45	318.20	154.17	82.90	47.77



H[m]	D[m]	Max lux	Med lux	Alpha=56.0°+56.0°	G=0.0 Max non a G
1.00	2.96	551	168		
2.00	5.92	138	42		
3.00	8.89	61	19		
4.00	11.85	34	11		
5.00	14.81	22	7		