

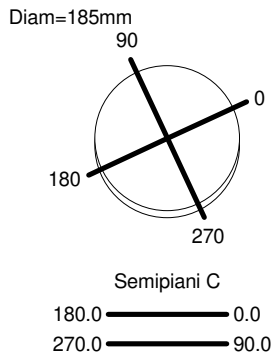
Luminaire

Code 0721020A
Name MELAMPO PARETE CON INTERR.BRONZO

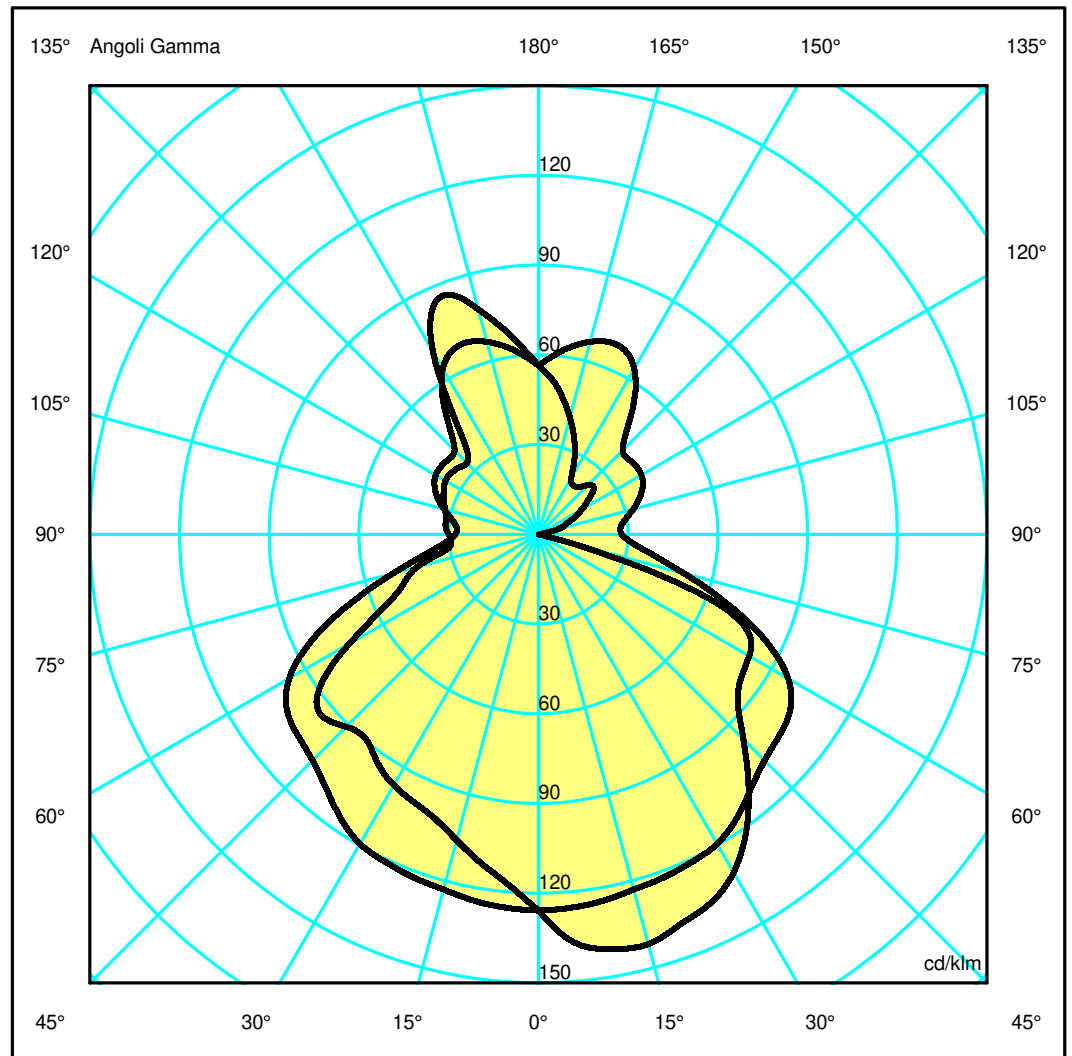
Measurerm.

Code FTS002541-A
Name MELAMPO PARETE CON INTERR.BRONZO

Luminaire Flux	349 lm	Luminaire Power	5.0 W	Efficacy	69.807 lm/W	Efficiency	74.26%
Source Flux	470 lm	Maximum value	141.84 cd/klm	Position	C=0.00 G=15.00	CG Sym. on planes 0-180	
Round Luminaire		Diam.	185 mm	Height	220 mm		
Round Luminous Area		Diam.	185 mm	Height	220 mm		
Horizontal Luminous Area		0.026880 m2		Emitting area on Plane 180°	0.040700 m2		
Emitting area on Plane 0°		0.040700 m2		Emitting area on Plane 270°	0.040700 m2		
Emitting area on Plane 90°		0.040700 m2		Glare area at 76°	0.045994 m2		
Coordinate system		CG		Symmetry Type	Sym. on planes 0-180		
Date		18-01-2022		Maximum Gamma Angle	180		
Measurement Distance		0.00		Measurement Flux	470 lm		
Lamping=LED 1x5W (E14) CCT=2700K CRI=80							
C.I.E.	37 67 89 68 74			D DIN 5040	B21		
F UTE	0.50 G + 0.24 T			B NBN	BZ 6		



ULOR 23.95 %
DLOR 50.31 %
RN 32.26 %



Luminaire

Code 0721020A
Name MELAMPO PARETE CON INTERR.BRONZO

Measurerm.

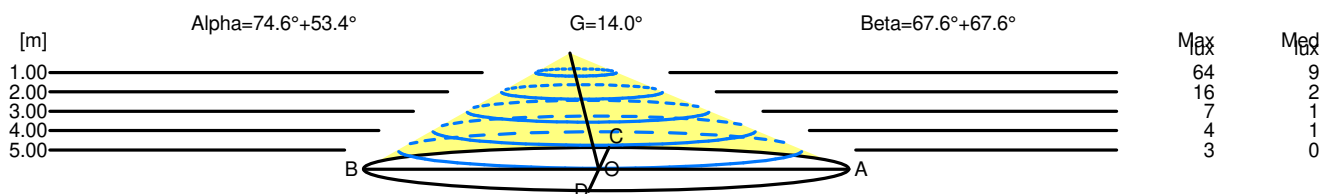
Code FTS002541-A
Name MELAMPO PARETE CON INTERR.BRONZO

Luminaire Flux	349 lm	Luminaire Power	5.0 W	Efficacy	69.807 lm/W	Efficiency	74.26%
Source Flux	470 lm	Maximum value	141.84 cd/klm	Position	C=0.00 G=15.00	CG	Sym. on planes 0-180
Round Luminaire		Diam.	185 mm	Height	220 mm		
Round Luminous Area		Diam.	185 mm	Height	220 mm		
Horizontal Luminous Area			0.026880 m2	Emitting area on Plane 180°			0.040700 m2
Emitting area on Plane 0°			0.040700 m2	Emitting area on Plane 270°			0.040700 m2
Emitting area on Plane 90°			0.040700 m2	Glare area at 76°			0.045994 m2
Coordinate system		CG		Symmetry Type		Sym. on planes 0-180	
Date		18-01-2022		Maximum Gamma Angle		180	
Measurement Distance		0.00		Measurement Flux		470 lm	
Lamping=LED 1x5W (E14) CCT=2700K CRI=80							
C.I.E.	37 67 89 68 74			D DIN 5040	B21		
F UTE	0.50 G + 0.24 T			B NBN	BZ 6		

Width at 50.00 % of Max Intensity

H[m]	1.00	2.00	3.00	4.00	5.00	H[m]	1.00	2.00	3.00	4.00	5.00
OA	2.15	4.31	6.46	8.62	10.77	OC	2.50	4.99	7.49	9.99	12.49
OB	2.02	4.05	6.07	8.09	10.12	OD	2.50	4.99	7.49	9.99	12.49

	Luminous Intensities [cd/klm]									
	0	5	15	25	35	45	55	65	75	85
OA	59.09	64.39	66.66	63.94	56.90	45.52	38.93	36.35	5.13	0.00
OB	59.09	55.20	49.73	46.41	44.00	42.73	42.03	26.51	19.77	13.78
OC	59.09	58.89	57.78	56.84	54.33	50.24	48.24	39.28	23.69	14.68
OD	59.09	58.89	57.78	56.84	54.33	50.24	48.24	39.28	23.69	14.68



H[m]	D[m]	Max lux	Med lux	Alpha=74.6°+53.4°	G=14.0
1.00	4.18	64	9		
2.00	8.35	16	2		
3.00	12.53	7	1		
4.00	16.71	4	1		
5.00	20.89	3	0		

H[m]	D[m]	Max lux	Med lux	Beta=67.6°+67.6°	G=0.0
1.00	4.99	64	9		
2.00	9.99	16	2		
3.00	14.98	7	1		
4.00	19.98	4	1		
5.00	24.97	3	0		