

Luminaire

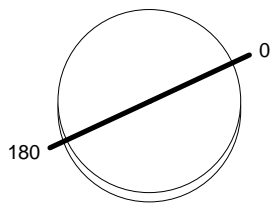
Code 0762010A+0780010A
 Name TOLOMEO MEGA LED BODY DIMM/CABLE + TOLOMEO MEGA DIFF.PERG.320

Measurerm.

Code FTS1601739
 Name TOLOMEO MEGA LED BODY DIMM/CABLE + TOLOMEO MEGA DIFF.PERG.320

Luminaire Flux	1999.00 lm	Luminaire Power	31.00 W	Efficacy	64.48 lm/W	Efficiency	100.00%
Lamps Flux	1999.00 lm	Maximum value	436.82 cd/klm	Position	C=0.00 G=0.00	CG	Rotosymmetrical
Round Luminaire		Diam.	320 mm	Height	220 mm		
Round Luminous Area		Diam.	320 mm	Height	220 mm		
Horizontal Luminous Area		0.080425 m2		Emitting area on Plane 180°		0.070400 m2	
Emitting area on Plane 0°		0.070400 m2		Emitting area on Plane 270°		0.070400 m2	
Emitting area on Plane 90°		0.070400 m2		Glare area at 76°		0.087765 m2	
Coordinate system		CG		Symmetry Type		Rotosymmetrical	
Date		21-09-2016		Maximum Gamma Angle		180	
Measurement Distance		0.00		Measurement Flux		1999.00 lm	
LED Flux=2914lm LED Power=25,6W Eff=68,6% EfcLed=114lm/W EfcLum=64lm/W Ra=92 SDCM=2 L70(6K)=50000h							
C.I.E.	67 86 94 84 100			D DIN 5040		B51	
F UTE	0.84 C + 0.16 T			B NBN		BZ 2 / 0.6 / BZ 3 / 4 / BZ 4	

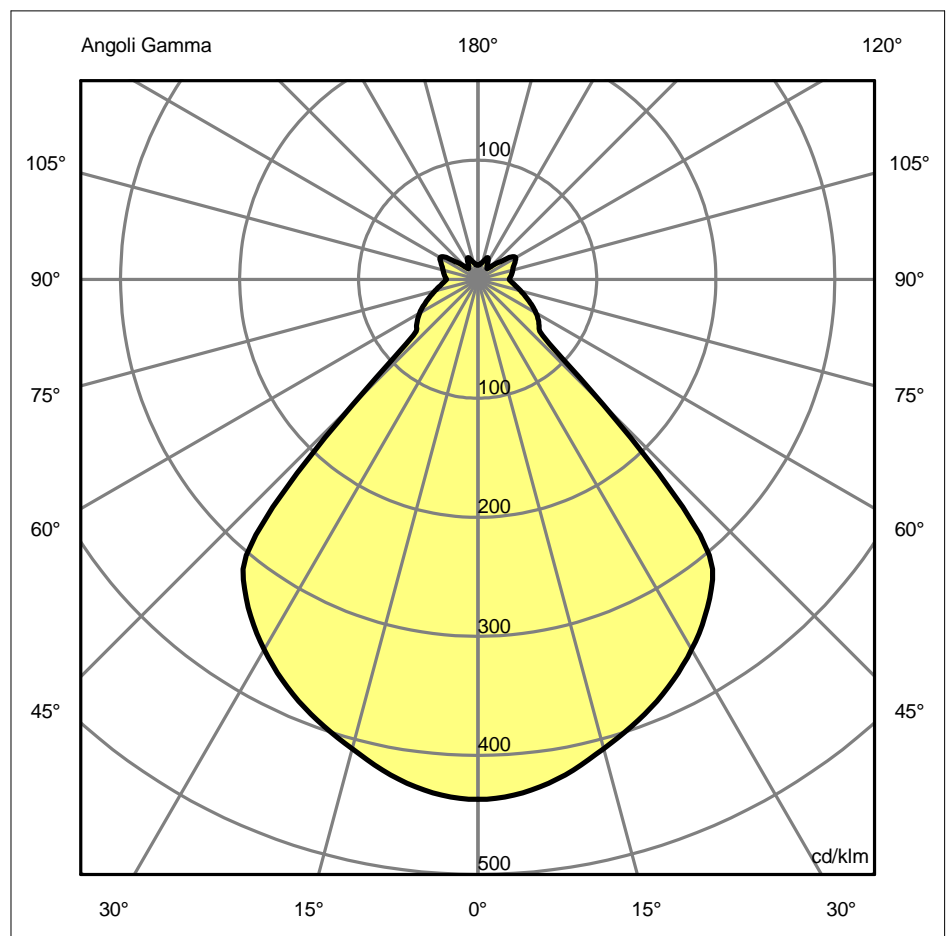
Diam=320mm



Semipiani C

180.0 ——— 0.0

ULOR 15.89 %
 DLOR 84.11 %
 RN 15.89 %



Luminaire

Code 0762010A+0780010A
 Name TOLOMEO MEGA LED BODY DIMM/CABLE + TOLOMEO MEGA DIFF.PERG.320

Measur.

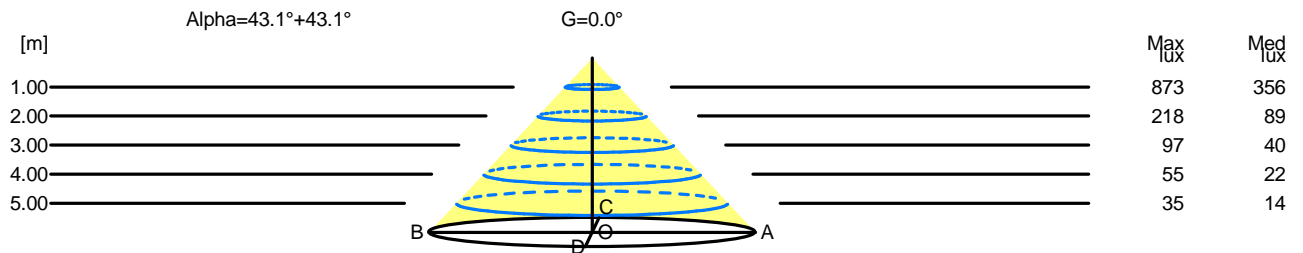
Code FTS1601739
 Name TOLOMEO MEGA LED BODY DIMM/CABLE + TOLOMEO MEGA DIFF.PERG.320

Luminaire Flux	1999.00 lm	Luminaire Power	31.00 W	Efficacy	64.48 lm/W	Efficiency	100.00%
Lamps Flux	1999.00 lm	Maximum value	436.82 cd/klm	Position	C=0.00 G=0.00	CG	Rotosymmetrical
Round Luminaire Round Luminous Area		Diam. Diam.	320 mm 320 mm	Height Height	220 mm 220 mm		
Horizontal Luminous Area Emitting area on Plane 0° Emitting area on Plane 90°		0.080425 m2 0.070400 m2 0.070400 m2		Emitting area on Plane 180° Emitting area on Plane 270° Glare area at 76°		0.070400 m2 0.070400 m2 0.087765 m2	
Coordinate system Date Measurement Distance		CG 21-09-2016 0.00		Symmetry Type Maximum Gamma Angle Measurement Flux		Rotosymmetrical 180 1999.00 lm	
LED Flux=2914lm LED Power=25,6W Eff=68,6% EfcLed=114lm/W EfcLum=64lm/W Ra=92 SDCM=2 L70(6K)=50000h							
C.I.E. F UTE	67 86 94 84 100 0.84 C + 0.16 T			D DIN 5040 B NBN		B51 BZ 2 / 0.6 / BZ 3 / 4 / BZ 4	

Width at 50.00 % of Max Intensity

H[m]	1.00	2.00	3.00	4.00	5.00	H[m]	1.00	2.00	3.00	4.00	5.00
OA	0.94	1.87	2.81	3.74	4.68	OC	0.94	1.87	2.81	3.74	4.68
OB	0.94	1.87	2.81	3.74	4.68	OD	0.94	1.87	2.81	3.74	4.68

	Luminous Intensities [cd/klm]									
	0	5	15	25	35	45	55	65	75	85
OA	873.21	865.35	815.89	755.97	672.41	298.04	124.73	99.10	74.15	57.53
OB	873.21	865.35	815.89	755.97	672.41	298.04	124.73	99.10	74.15	57.53
OC	873.21	865.35	815.89	755.97	672.41	298.04	124.73	99.10	74.15	57.53
OD	873.21	865.35	815.89	755.97	672.41	298.04	124.73	99.10	74.15	57.53



H[m]	D[m]	Max lux	Med lux	Alpha=43.1°+43.1°	G=0.0
1.00	1.87	873	356		
2.00	3.74	218	89		
3.00	5.62	97	40		
4.00	7.49	55	22		
5.00	9.36	35	14		

Luminaire

Code 0762010A+0780010A
 Name TOLOMEO MEGA LED BODY DIMM/CABLE + TOLOMEO MEGA DIFF.PERG.320

Measurement

Code FTS1601739
 Name TOLOMEO MEGA LED BODY DIMM/CABLE + TOLOMEO MEGA DIFF.PERG.320

Luminaire Flux	1999.00 lm	Luminaire Power	31.00 W	Efficacy	64.48 lm/W	Efficiency	100.00%
Lamps Flux	1999.00 lm	Maximum value	436.82 cd/klm	Position	C=0.00 G=0.00	CG	Rotosymmetrical

UGR
 S = 0.250

Reflectancies										
Ceiling/Cavity	0.7	0.7	0.5	0.5	0.3	0.7	0.7	0.5	0.5	0.3
Walls	0.5	0.3	0.5	0.3	0.3	0.5	0.3	0.5	0.3	0.3
WorkingPlane	0.2	0.2	0.2	0.2	0.2	0.2	0.2	0.2	0.2	0.2
RoomDimensions	ViewedCrosswise					ViewedEndwise				
x=2H y=2H	12.3	13.2	12.8	13.7	14.2	12.3	13.2	12.8	13.7	14.2
x=2H y=3H	13.0	13.8	13.5	14.3	14.9	13.0	13.8	13.5	14.3	14.9
x=2H y=4H	13.4	14.2	13.9	14.7	15.3	13.4	14.2	13.9	14.7	15.3
x=2H y=6H	13.8	14.6	14.4	15.1	15.7	13.8	14.6	14.4	15.1	15.7
x=2H y=8H	14.1	14.8	14.7	15.3	16.0	14.1	14.8	14.7	15.3	16.0
x=2H y=12H	14.3	15.0	14.9	15.6	16.2	14.3	15.0	14.9	15.6	16.2
x=4H y=2H	12.4	13.2	13.0	13.7	14.3	12.4	13.2	13.0	13.7	14.3
x=4H y=3H	13.4	14.1	14.0	14.6	15.3	13.4	14.1	14.0	14.6	15.3
x=4H y=4H	14.0	14.6	14.6	15.2	15.8	14.0	14.6	14.6	15.2	15.8
x=4H y=6H	14.6	15.1	15.3	15.7	16.5	14.6	15.1	15.3	15.7	16.5
x=4H y=8H	14.9	15.4	15.6	16.1	16.8	14.9	15.4	15.6	16.1	16.8
x=4H y=12H	15.3	15.7	16.0	16.4	17.1	15.3	15.7	16.0	16.4	17.1
x=8H y=4H	14.2	14.7	14.9	15.3	16.1	14.2	14.7	14.9	15.3	16.1
x=8H y=6H	15.0	15.4	15.7	16.1	16.9	15.0	15.4	15.7	16.1	16.9
x=8H y=8H	15.5	15.9	16.2	16.5	17.3	15.5	15.9	16.2	16.5	17.3
x=8H y=12H	16.0	16.3	16.7	17.0	17.8	16.0	16.3	16.7	17.0	17.8
x=12H y=4H	14.2	14.7	14.9	15.3	16.1	14.2	14.7	14.9	15.3	16.1
x=12H y=6H	15.1	15.5	15.9	16.2	17.0	15.1	15.5	15.9	16.2	17.0
x=12H y=8H	15.7	16.0	16.4	16.7	17.5	15.7	16.0	16.4	16.7	17.5