

Luminaire

Code 1110010A
Name IXA T ANTRACITE

Measurement

Code FTS2300130
Name IXA T ANTRACITE

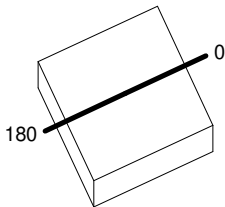
| | | | | | | | |
|---|--------|---|-----------------|---|----------------|---|-----------------|
| Luminaire Flux | 465 lm | Luminaire Power | 9.0 W | Efficacy | 51.687 lm/W | Efficiency | 100.00% |
| Source Flux | 465 lm | Maximum value | 379.13 cd/klm | Position | C=0.00 G=9.00 | CG | Rotosymmetrical |
| Rectangular Luminaire Round Luminous Area | | Length Diam. | 100 mm 85 mm | Width Height | 100 mm 0 mm | Height | 90 mm |
| Horizontal Luminous Area Emitting area on Plane 0° Emitting area on Plane 90° | | 0.005675 m ² 0.000000 m ² 0.000000 m ² | | Emitting area on Plane 180° Emitting area on Plane 270° Glare area at 76° | | 0.000000 m ² 0.000000 m ² 0.001373 m ² | |
| Coordinate system Date Measurement Distance | | CG 23-05-2023 0.00 | | Symmetry Type Maximum Gamma Angle Measurement Flux | | Rotosymmetrical 180 465 lm | |

LED Flux=838lm LED Power=6.7W Eff=56% EfcLed=126lm/W EfcLum=52lm/W CCT=3000K Ra=90 R9=50 SDCM=2 L70(10k)=60500h

C.I.E. 52 82 96 100 100
F UTE 1.00 D

D DIN 5040
B NBN
A40
BZ 4

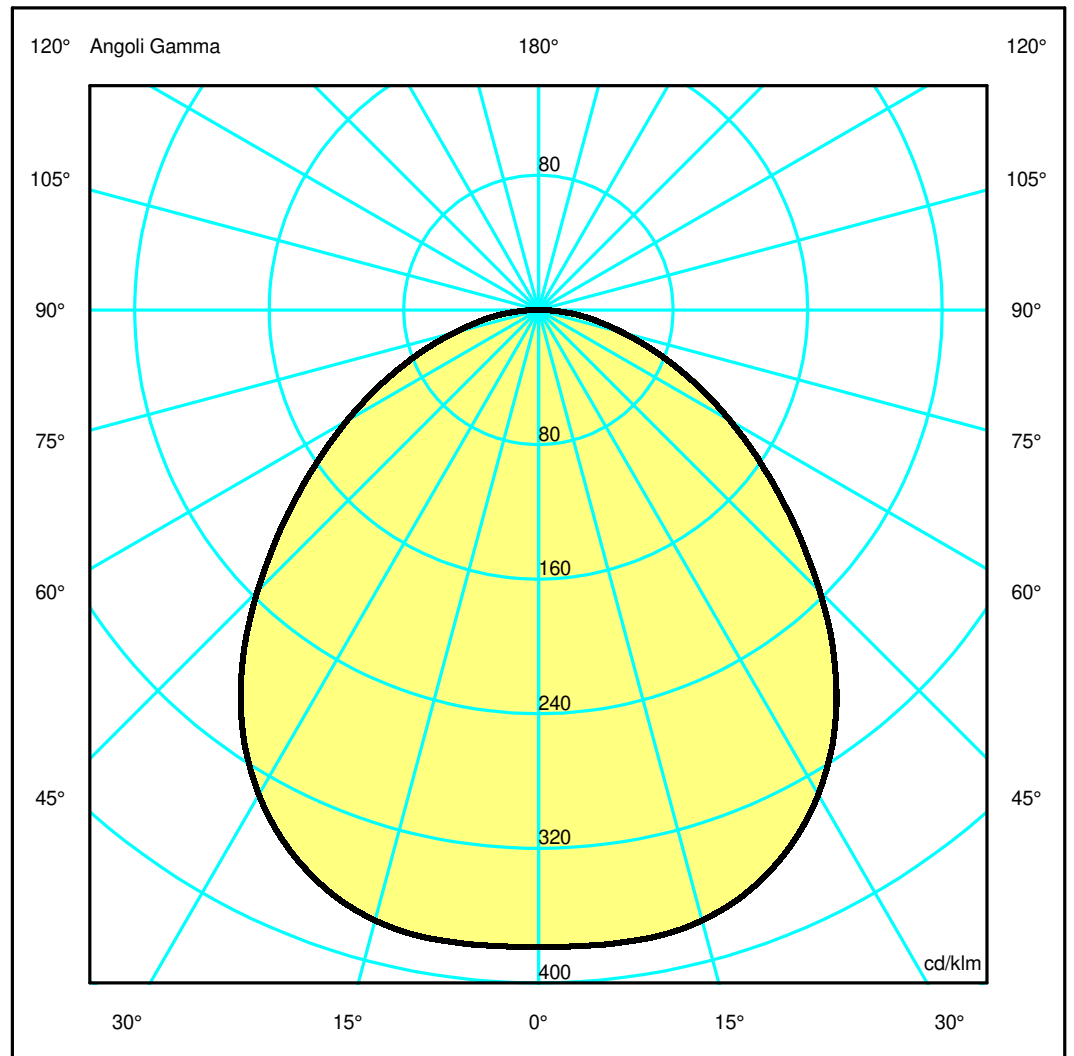
100mm x 100mm



Semipiani C

180.0 ——— 0.0

ULOR 0.01 %
DLOR 99.99 %
RN 0.01 %



Luminaire

Code 1110010A
Name IXA T ANTRACITE

Measurment

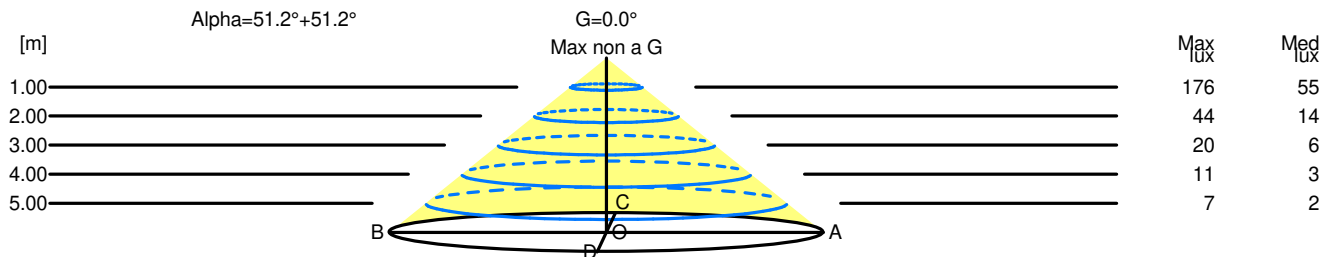
Code FTS2300130
Name IXA T ANTRACITE

| | | | | | | | |
|---|---|---|---|----------------|---------------|------------|-----------------|
| Luminaire Flux | 465 lm | Luminaire Power | 9.0 W | Efficacy | 51.687 lm/W | Efficiency | 100.00% |
| Source Flux | 465 lm | Maximum value | 379.13 cd/klm | Position | C=0.00 G=9.00 | CG | Rotosymmetrical |
| Rectangular Luminaire Round Luminous Area | Length Diam. | 100 mm 85 mm | Width Height | 100 mm 0 mm | Height | 90 mm | |
| Horizontal Luminous Area Emitting area on Plane 0° Emitting area on Plane 90° | 0.005675 m2 0.000000 m2 0.000000 m2 | Emitting area on Plane 180° Emitting area on Plane 270° Glare area at 76° | 0.000000 m2 0.000000 m2 0.001373 m2 | | | | |
| Coordinate system Date Measurement Distance | CG 23-05-2023 0.00 | Symmetry Type Maximum Gamma Angle Measurement Flux | Rotosymmetrical 180 465 lm | | | | |
| LED Flux=838lm LED Power=6.7W Eff=56% EfcLed=126lm/W EfcLum=52lm/W CCT=3000K Ra=90 R9=50 SDCM=2 L70(10k)=60500h | | | | | | | |
| C.I.E. F UTE | 52 82 96 100 100 1.00 D | D DIN 5040 B NBN | A40 BZ 4 | | | | |

Width at 50.00 % of Max Intensity

| H[m] | 1.00 | 2.00 | 3.00 | 4.00 | 5.00 | H[m] | 1.00 | 2.00 | 3.00 | 4.00 | 5.00 |
|------|------|------|------|------|------|------|------|------|------|------|------|
| OA | 1.24 | 2.49 | 3.73 | 4.98 | 6.22 | OC | 1.24 | 2.49 | 3.73 | 4.98 | 6.22 |
| OB | 1.24 | 2.49 | 3.73 | 4.98 | 6.22 | OD | 1.24 | 2.49 | 3.73 | 4.98 | 6.22 |

| | Luminous Intensities [cd/klm] | | | | | | | | | |
|----|---------------------------------|--------|--------|--------|--------|--------|-------|-------|-------|------|
| | 0 | 5 | 15 | 25 | 35 | 45 | 55 | 65 | 75 | 85 |
| OA | 176.20 | 176.29 | 174.72 | 164.00 | 142.54 | 109.97 | 76.00 | 47.64 | 24.22 | 7.83 |
| OB | 176.20 | 176.29 | 174.72 | 164.00 | 142.54 | 109.97 | 76.00 | 47.64 | 24.22 | 7.83 |
| OC | 176.20 | 176.29 | 174.72 | 164.00 | 142.54 | 109.97 | 76.00 | 47.64 | 24.22 | 7.83 |
| OD | 176.20 | 176.29 | 174.72 | 164.00 | 142.54 | 109.97 | 76.00 | 47.64 | 24.22 | 7.83 |



| H[m] | D[m] | Max lux | Med lux | Alpha=51.2°+51.2° | G=0.0 Max non a G |
|------|-------|---------|---------|-------------------|----------------------|
| 1.00 | 2.49 | 176 | 55 | | |
| 2.00 | 4.98 | 44 | 14 | | |
| 3.00 | 7.47 | 20 | 6 | | |
| 4.00 | 9.96 | 11 | 3 | | |
| 5.00 | 12.45 | 7 | 2 | | |