

Luminaire

Code 1181010A
Name CABILDO LED PARETE

Measurem.

Code FTS1603778
Name CABILDO LED PARETE

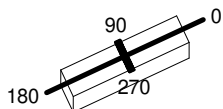
Luminaire Flux	2137.00 lm	Luminaire Power	28.00 W	Efficacy	76.32 lm/W	Efficiency	100.00%
Lamps Flux	2137.00 lm	Maximum value	494.53 cd/klm	Position	C=235.00 G=168.00	CG	Asymmetrical
Rectangular Luminaire Round Luminous Area	Length Diam.	94 mm 40 mm	Width Height	410 mm 0 mm	Height	210 mm	
Horizontal Luminous Area Emitting area on Plane 0° Emitting area on Plane 90°	0.001257 m2 0.000000 m2 0.000000 m2	Emitting area on Plane 180° Emitting area on Plane 270° Glare area at 76°	0.000000 m2 0.000000 m2 0.000304 m2				
Coordinate system Date Measurement Distance	CG 19-01-2016 0.00	Symmetry Type Maximum Gamma Angle Measurement Flux	Asymmetrical 180 2137.00 lm				

LED Flux=2926,87lm LED Power=25,29W Eff=73% EfcLed=116lm/W EfcLum=76lm/W Ra=90 SDCM=2 L70(6K)=36000h

C.I.E. 0 0 0 0 100
F UTE 1.00 T

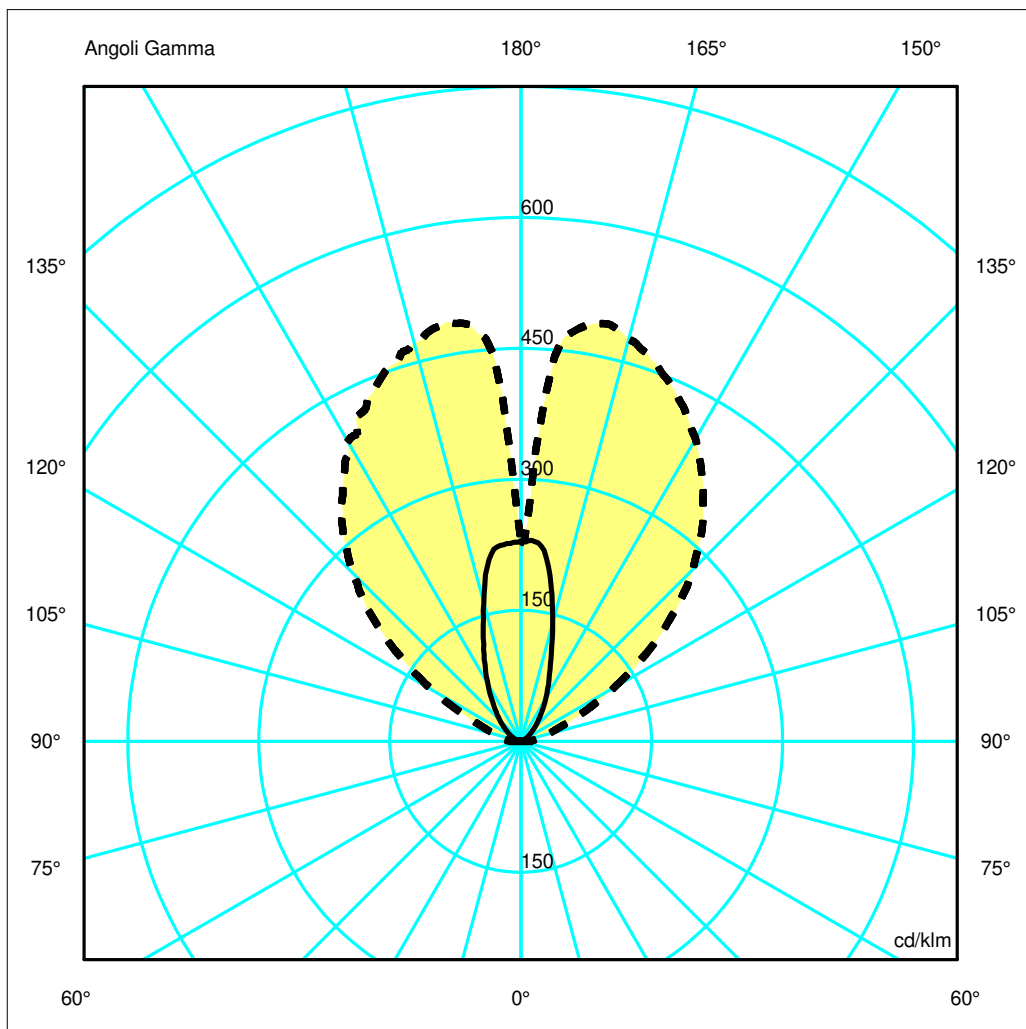
D DIN 5040 --
B NBN BZ 10

94mm x 410mm



Semipiani C
180.0 ——— 0.0
270.0 - - - - 90.0

ULOR 99.95 %
DLOR 0.05 %
RN 99.95 %



Luminaire

Code 1181010A
Name CABILDO LED PARETE

Measurerm.

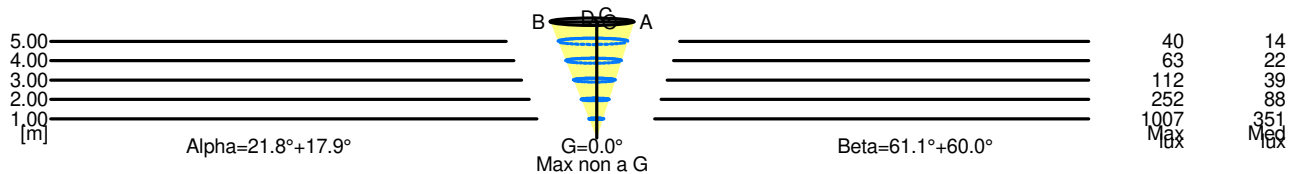
Code FTS1603778
Name CABILDO LED PARETE

Luminaire Flux	2137.00 lm	Luminaire Power	28.00 W	Efficacy	76.32 lm/W	Efficiency	100.00%
Lamps Flux	2137.00 lm	Maximum value	494.53 cd/klm	Position	C=235.00 G=168.00	CG	Asymmetrical
Rectangular Luminaire Round Luminous Area	Length Diam.	94 mm 40 mm	Width Height	410 mm 0 mm	Height	210 mm	
Horizontal Luminous Area	0.001257 m2	Emitting area on Plane 180°	0.000000 m2		0.000000 m2		
Emitting area on Plane 0°	0.000000 m2	Emitting area on Plane 270°	0.000000 m2		0.000304 m2		
Emitting area on Plane 90°	0.000000 m2	Glare area at 76°					
Coordinate system	CG	Symmetry Type	Asymmetrical				
Date	19-01-2016	Maximum Gamma Angle	180				
Measurement Distance	0.00	Measurement Flux	2137.00 lm				
LED Flux=2926,87lm LED Power=25,29W Eff=73% EfcLed=116lm/W EfcLum=76lm/W Ra=90 SDCM=2 L70(6K)=36000h							
C.I.E.	0 0 0 0 100	D DIN 5040	--				
F UTE	1.00 T	B NBN	BZ 10				

Width at 50.00 % of Max Intensity

H[m]	1.00	2.00	3.00	4.00	5.00	H[m]	1.00	2.00	3.00	4.00	5.00
OA	0.32	0.65	0.97	1.29	1.61	OC	1.81	3.62	5.43	7.23	9.04
OB	0.40	0.80	1.20	1.60	2.00	OD	1.74	3.47	5.21	6.94	8.68

	Luminous Intensities [cd/klm]									
	0	5	15	25	35	45	55	65	75	85
OA	490.49	487.76	300.58	161.12	90.96	47.27	23.04	12.21	7.69	5.14
OB	490.49	482.98	349.66	207.48	122.64	71.63	40.08	20.62	9.60	6.22
OC	490.49	943.82	1019.20	920.06	775.90	596.82	376.45	171.31	70.67	30.22
OD	490.49	991.00	1011.06	897.37	760.90	583.28	357.75	153.89	66.30	36.93



5.00	3.61	40	14	
4.00	2.89	63	22	
3.00	2.17	112	39	
2.00	1.44	252	88	
1.00	0.72	1007	351	
H[m]	D[m]	Max lux	Med lux	Alpha=21.8°+17.9° Max non a G G=0.0°

5.00	17.72	40	14	
4.00	14.18	63	22	
3.00	10.63	112	39	
2.00	7.09	252	88	
1.00	3.54	1007	351	
H[m]	D[m]	Max lux	Med lux	Beta=60.0°+61.1° Max non a G G=0.0°