

## Luminaire

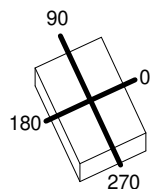
Code 1215E00A  
Name AOL MINI W E UPPERCASE

## Measurement

Code FTS2400011  
Name AOL MINI W E UPPERCASE

Luminaire Flux	946 lm	Luminaire Power	9.0 W	Efficacy	105.111 lm/W	Efficiency	100.00%
Source Flux	946 lm	Maximum value	186.85 cd/klm	Position	C=70.00 G=2.00	CG	Asymmetrical
Rectangular Luminaire		Length	355 mm	Width	245 mm	Height	42 mm
Rectangular Luminous Area		Length	355 mm	Width	55 mm	Height	25 mm
Horizontal Luminous Area		0.019525 m <sup>2</sup>		Emitting area on Plane 180°		0.008875 m <sup>2</sup>	
Emitting area on Plane 0°		0.008875 m <sup>2</sup>		Emitting area on Plane 270°		0.001375 m <sup>2</sup>	
Emitting area on Plane 90°		0.001375 m <sup>2</sup>		Glare area at 76°		0.013335 m <sup>2</sup>	
Coordinate system		CG		Symmetry Type		Asymmetrical	
Date		19-12-2023		Maximum Gamma Angle		180	
Measurement Distance		0.00		Measurement Flux		946 lm	
LED Flux=1194lm LED Power=9W Eff=79% EfcLed=133lm/W EfcLum=105lm/W CCT=3000K Ra=90 R9=50 SDCM=3 L70(17k)=102000h							
C.I.E.	36 65 86 72 100			D DIN 5040	B21		
F UTE	0.72 H + 0.28 T			B NBN	BZ 6		

355mm x 245mm



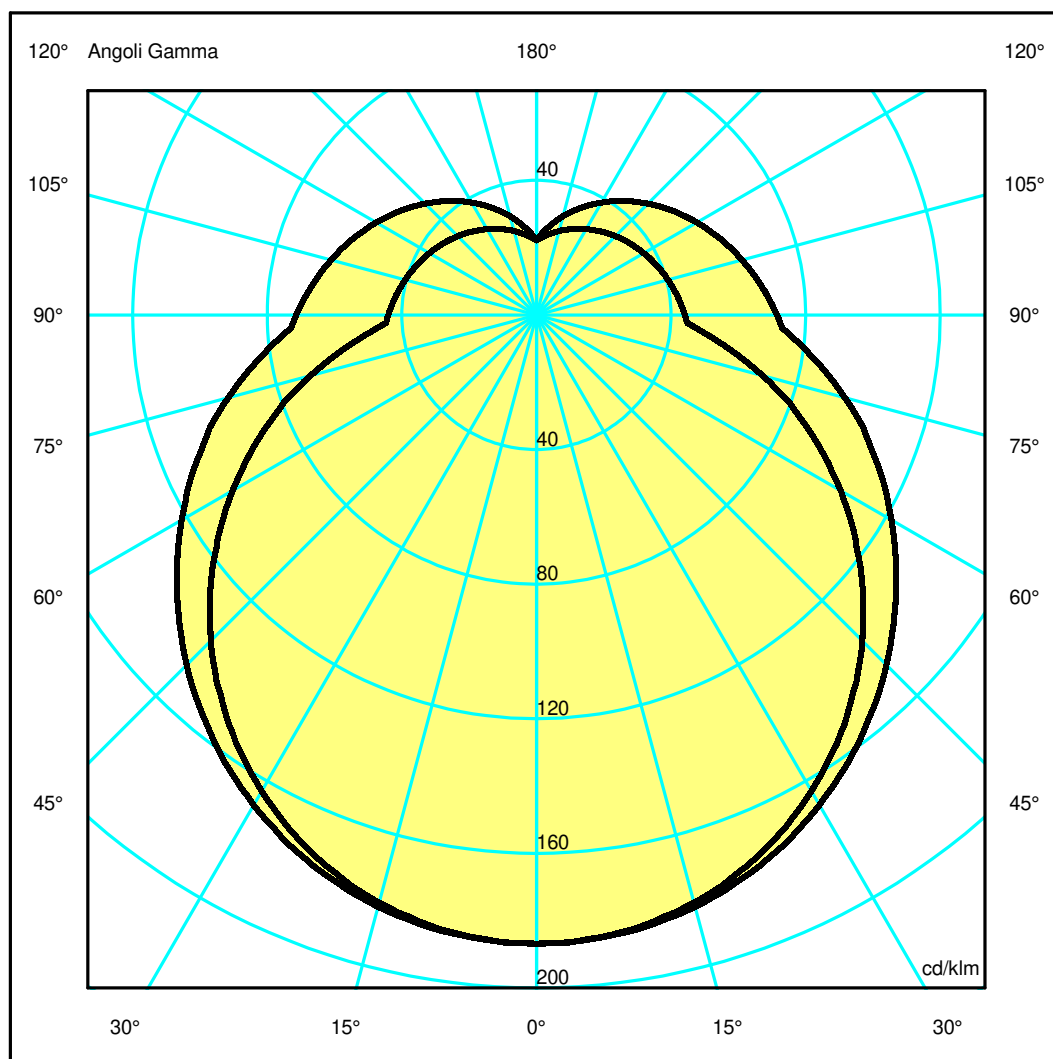
Semipiani C

180.0 — 0.0  
270.0 — 90.0

ULOR 27.80 %

DLOR 72.20 %

RN 27.80 %



## Luminaire

Code 1215E00A  
Name AOL MINI W E UPPERCASE

## Measurment.

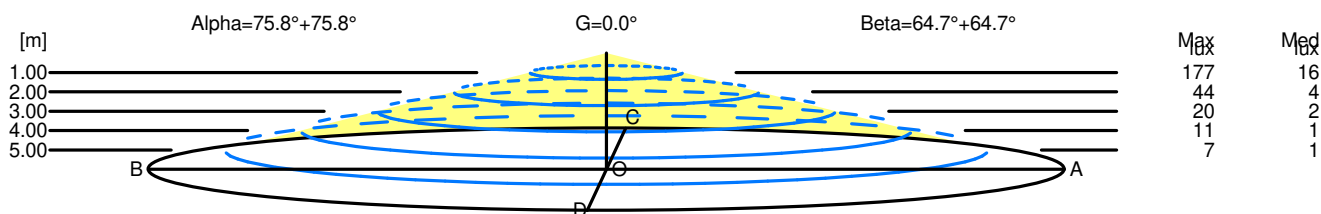
Code FTS2400011  
Name AOL MINI W E UPPERCASE

Luminaire Flux	946 lm	Luminaire Power	9.0 W	Efficacy	105.111 lm/W	Efficiency	100.00%
Source Flux	946 lm	Maximum value	186.85 cd/klm	Position	C=70.00 G=2.00	CG	Asymmetrical
Rectangular Luminaire		Length	355 mm	Width	245 mm	Height	42 mm
Rectangular Luminous Area		Length	355 mm	Width	55 mm	Height	25 mm
Horizontal Luminous Area	0.019525 m2			Emitting area on Plane 180°		0.008875 m2	
Emitting area on Plane 0°	0.008875 m2			Emitting area on Plane 270°		0.001375 m2	
Emitting area on Plane 90°	0.001375 m2			Glare area at 76°		0.013335 m2	
Coordinate system	CG			Symmetry Type		Asymmetrical	
Date	19-12-2023			Maximum Gamma Angle		180	
Measurement Distance	0.00			Measurement Flux		946 lm	
LED Flux=1194lm LED Power=9W Eff=79% EfcLed=133lm/W EfcLum=105lm/W CCT=3000K Ra=90 R9=50 SDCM=3 L70(17k)=102000h							
C.I.E.	36 65 86 72 100			D DIN 5040	B21		
F UTE	0.72 H + 0.28 T			B NBN	BZ 6		

### Width at 50.00 % of Max Intensity

H[m]	1.00	2.00	3.00	4.00	5.00	H[m]	1.00	2.00	3.00	4.00	5.00
OA	3.94	7.88	11.82	15.76	19.71	OC	2.12	4.23	6.35	8.47	10.58
OB	3.94	7.88	11.82	15.76	19.71	OD	2.12	4.23	6.35	8.47	10.58

	Luminous Intensities [ cd/klm]									
	0	5	15	25	35	45	55	65	75	85
OA	176.74	176.17	172.24	164.40	153.08	139.10	123.44	107.05	89.75	72.29
OB	176.74	176.17	172.24	164.40	153.08	139.10	123.44	107.05	89.75	72.29
OC	176.74	176.00	171.04	161.17	147.18	129.51	109.41	87.76	65.77	45.52
OD	176.74	176.00	171.04	161.17	147.18	129.51	109.41	87.76	65.77	45.52



H[m]	D[m]	Max lux	Med lux	Alpha=75.8°+75.8°	G=0.0
1.00	7.88	177	16		
2.00	15.76	44	4		
3.00	23.65	20	2		
4.00	31.53	11	1		
5.00	39.41	7	1		

H[m]	D[m]	Max lux	Med lux	Beta=64.7°+64.7°	G=0.0
1.00	4.23	177	16		
2.00	8.47	44	4		
3.00	12.70	20	2		
4.00	16.94	11	1		
5.00	21.17	7	1		