

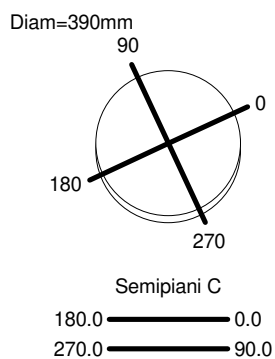
Luminaire

Code 1262030A
Name VITRUVIO F nero

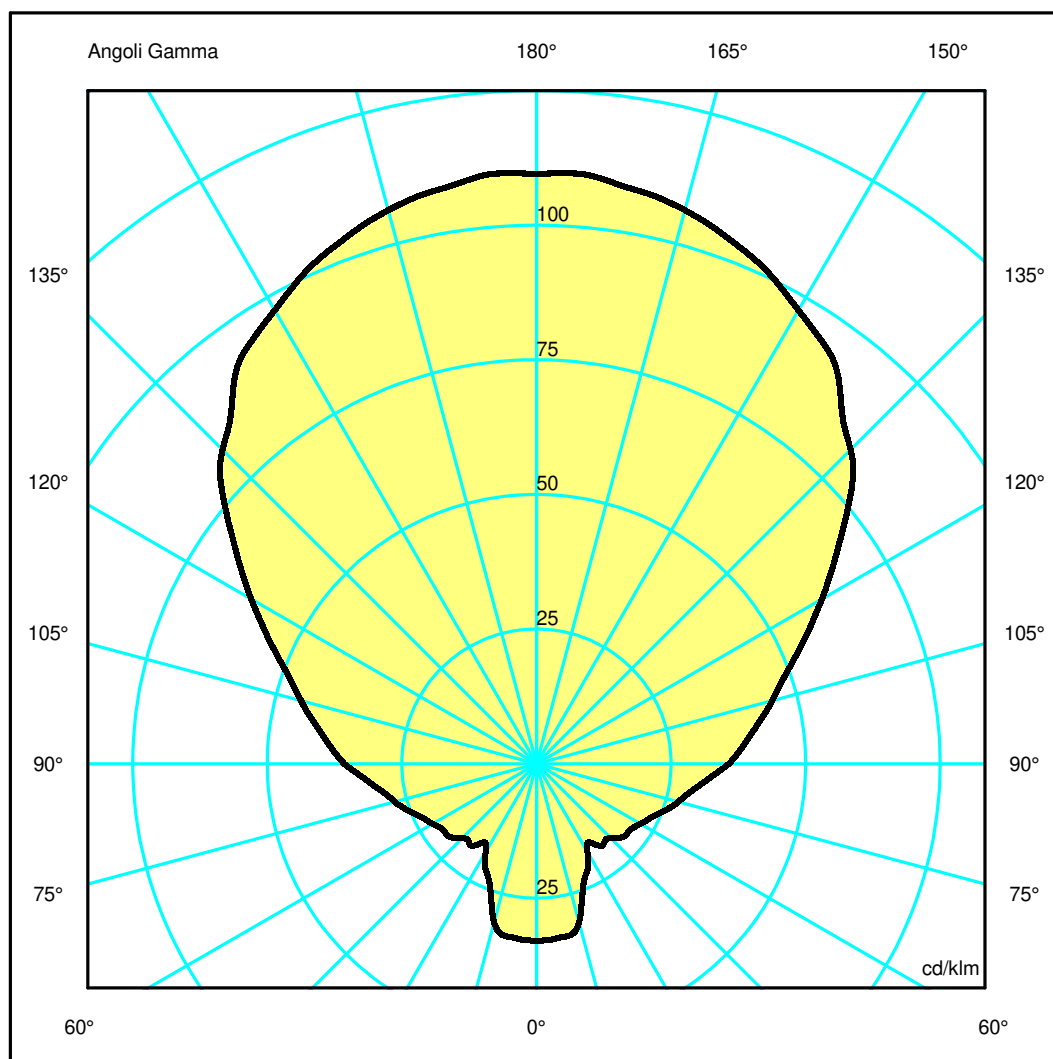
Measurem.

Code FTS2001255
Name VITRUVIO F nero

Luminaire Flux	1399 lm	Luminaire Power	21.0 W	Efficacy	66.597 lm/W	Efficiency	57.04%
Source Flux	2452 lm	Maximum value	109.87 cd/klm	Position	C=0.00 G=176.00	CG	Asymmetrical
Round Luminaire		Diam.	390 mm	Height	390 mm		
Round Luminous Area		Diam.	390 mm	Height	390 mm		
Horizontal Luminous Area			0.119459 m2	Emitting area on Plane 180°			0.152100 m2
Emitting area on Plane 0°			0.152100 m2	Emitting area on Plane 270°			0.152100 m2
Emitting area on Plane 90°			0.152100 m2	Glare area at 76°			0.176482 m2
Coordinate system		CG		Symmetry Type		Asymmetrical	
Date		20-12-2021		Maximum Gamma Angle		180	
Measurement Distance		0.00		Measurement Flux		2452 lm	
Lamping=LED DIM 1x21W (E27) CCT=2700K CRI=80							
C.I.E.	23 44 69 27 57			D DIN 5040	D13		
F UTE	0.16 J + 0.41 T			B NBN	BZ 9 / 4 / BZ 10		



ULOR 41.50 %
DLOR 15.54 %
RN 72.76 %



Luminaire

Code 1262030A
Name VITRUVIO F nero

Measurment

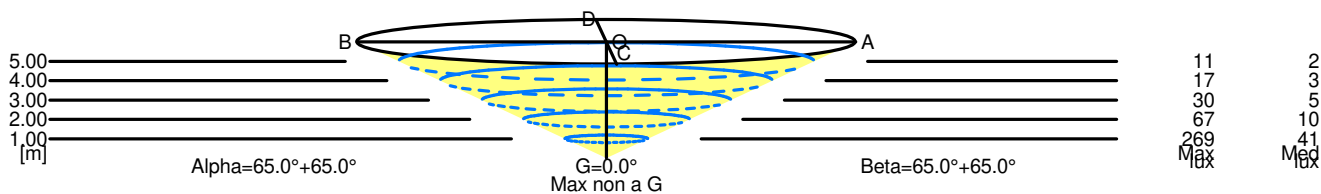
Code FTS2001255
Name VITRUVIO F nero

Luminaire Flux	1399 lm	Luminaire Power	21.0 W	Efficacy	66.597 lm/W	Efficiency	57.04%
Source Flux	2452 lm	Maximum value	109.87 cd/klm	Position	C=0.00 G=176.00	CG	Asymmetrical
Round Luminaire		Diam.	390 mm	Height	390 mm		
Round Luminous Area		Diam.	390 mm	Height	390 mm		
Horizontal Luminous Area		0.119459 m2		Emitting area on Plane 180°		0.152100 m2	
Emitting area on Plane 0°		0.152100 m2		Emitting area on Plane 270°		0.152100 m2	
Emitting area on Plane 90°		0.152100 m2		Glare area at 76°		0.176482 m2	
Coordinate system		CG		Symmetry Type		Asymmetrical	
Date		20-12-2021		Maximum Gamma Angle		180	
Measurement Distance		0.00		Measurement Flux		2452 lm	
Lamping=LED DIM 1x21W (E27) CCT=2700K CRI=80							
C.I.E.	23 44 69 27 57			D DIN 5040	D13		
F UTE	0.16 J + 0.41 T			B NBN	BZ 9 / 4 / BZ 10		

Width at 50.00 % of Max Intensity

H[m]	1.00	2.00	3.00	4.00	5.00	H[m]	1.00	2.00	3.00	4.00	5.00
OA	2.15	4.29	6.44	8.58	10.73	OC	2.15	4.29	6.44	8.58	10.73
OB	2.15	4.29	6.44	8.58	10.73	OD	2.15	4.29	6.44	8.58	10.73

	Luminous Intensities [cd/klm]									
	0	5	15	25	35	45	55	65	75	85
OA	268.61	269.16	261.00	247.79	230.69	202.31	166.78	134.73	111.16	94.57
OB	268.61	269.16	261.00	247.79	230.69	202.31	166.78	134.73	111.16	94.57
OC	268.61	269.16	261.00	247.79	230.69	202.31	166.78	134.73	111.16	94.57
OD	268.61	269.16	261.00	247.79	230.69	202.31	166.78	134.73	111.16	94.57



5.00	21.46	11	2		
4.00	17.16	17	3		
3.00	12.87	30	5		
2.00	8.58	67	10		
1.00	4.29	269	41		
H[m]	D[m]	Max lux	Med lux	Alpha=65.0°+65.0°	Max non a G G=0.0°

5.00	21.46	11	2		
4.00	17.16	17	3		
3.00	12.87	30	5		
2.00	8.58	67	10		
1.00	4.29	269	41		
H[m]	D[m]	Max lux	Med lux	Beta=65.0°+65.0°	Max non a G G=0.0°