

Luminaire

Code 1263010A
Name VITRUVIO S ottone

Measurement

Code FTS2001257
Name VITRUVIO S ottone

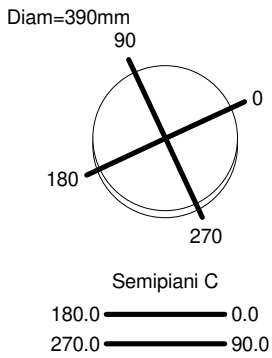
Luminaire Flux	2202 lm	Luminaire Power	21.0 W	Efficacy	104.871 lm/W	Efficiency	89.82%
Source Flux	2452 lm	Maximum value	159.07 cd/klm	Position	C=0.00 G=4.00	CG	Asymmetrical
Round Luminaire		Diam.	390 mm	Height	390 mm		
Round Luminous Area		Diam.	390 mm	Height	0 mm		
Horizontal Luminous Area			0.119459 m ²	Emitting area on Plane 180°			0.000000 m ²
Emitting area on Plane 0°			0.000000 m ²	Emitting area on Plane 270°			0.000000 m ²
Emitting area on Plane 90°			0.000000 m ²	Glare area at 76°			0.028900 m ²
Coordinate system		CG		Symmetry Type		Asymmetrical	
Date		20-12-2021		Maximum Gamma Angle		180	
Measurement Distance		0.00		Measurement Flux		2452 lm	

Lamping=LED DIM 1x21W (E27) CCT=2700K CRI=80

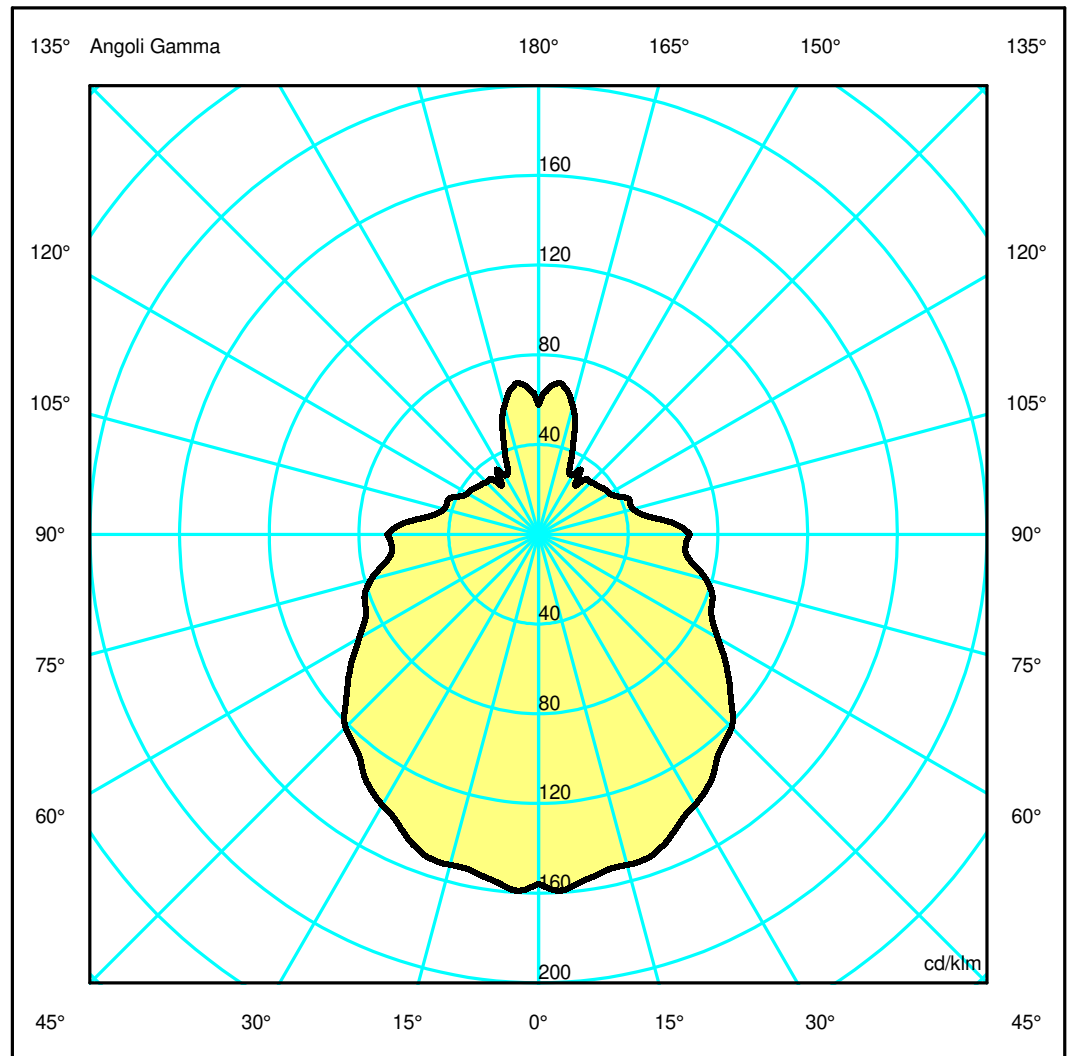
C.I.E. 35 62 83 70 90
F UTE 0.63 H + 0.27 T

D DIN 5040
B NBN

B21
BZ 6



ULOR 26.62 %
DLOR 63.20 %
RN 29.63 %



Luminaire

Code 1263010A
Name VITRUVIO S ottone

Measurerm.

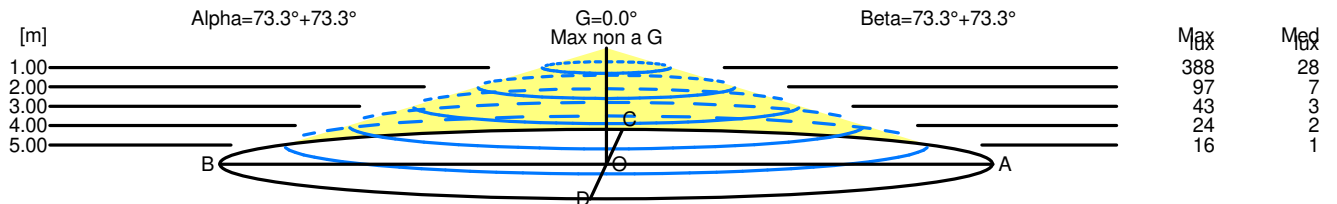
Code FTS2001257
Name VITRUVIO S ottone

Luminaire Flux	2202 lm	Luminaire Power	21.0 W	Efficacy	104.871 lm/W	Efficiency	89.82%
Source Flux	2452 lm	Maximum value	159.07 cd/klm	Position	C=0.00 G=4.00	CG	Asymmetrical
Round Luminaire		Diam.	390 mm	Height	390 mm		
Round Luminous Area		Diam.	390 mm	Height	0 mm		
Horizontal Luminous Area		0.119459 m2		Emitting area on Plane 180°		0.000000 m2	
Emitting area on Plane 0°		0.000000 m2		Emitting area on Plane 270°		0.000000 m2	
Emitting area on Plane 90°		0.000000 m2		Glare area at 76°		0.028900 m2	
Coordinate system		CG		Symmetry Type		Asymmetrical	
Date		20-12-2021		Maximum Gamma Angle		180	
Measurement Distance		0.00		Measurement Flux		2452 lm	
Lamping=LED DIM 1x21W (E27) CCT=2700K CRI=80							
C.I.E.	35 62 83 70 90			D DIN 5040	B21		
F UTE	0.63 H + 0.27 T			B NBN	BZ 6		

Width at 50.00 % of Max Intensity

H[m]	1.00	2.00	3.00	4.00	5.00	H[m]	1.00	2.00	3.00	4.00	5.00
OA	3.33	6.65	9.98	13.30	16.63	OC	3.33	6.65	9.98	13.30	16.63
OB	3.33	6.65	9.98	13.30	16.63	OD	3.33	6.65	9.98	13.30	16.63

	Luminous Intensities [cd/klm]									
	0	5	15	25	35	45	55	65	75	85
OA	381.64	387.83	373.81	355.08	328.82	298.36	250.72	208.25	189.40	161.01
OB	381.64	387.83	373.81	355.08	328.82	298.36	250.72	208.25	189.40	161.01
OC	381.64	387.83	373.81	355.08	328.82	298.36	250.72	208.25	189.40	161.01
OD	381.64	387.83	373.81	355.08	328.82	298.36	250.72	208.25	189.40	161.01



H[m]	D[m]	Max lux	Med lux	Alpha=73.3°+73.3°	G=0.0 Max non a G
1.00	6.65	388	28		
2.00	13.30	97	7		
3.00	19.96	43	3		
4.00	26.61	24	2		
5.00	33.26	16	1		

H[m]	D[m]	Max lux	Med lux	Beta=73.3°+73.3°	G=0.0 Max non a G
1.00	6.65	388	28		
2.00	13.30	97	7		
3.00	19.96	43	3		
4.00	26.61	24	2		
5.00	33.26	16	1		