

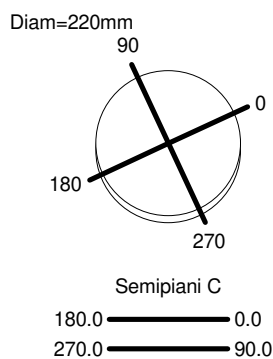
## Luminaire

Code 1408040A  
Name GOPLE LAMP T COPPER

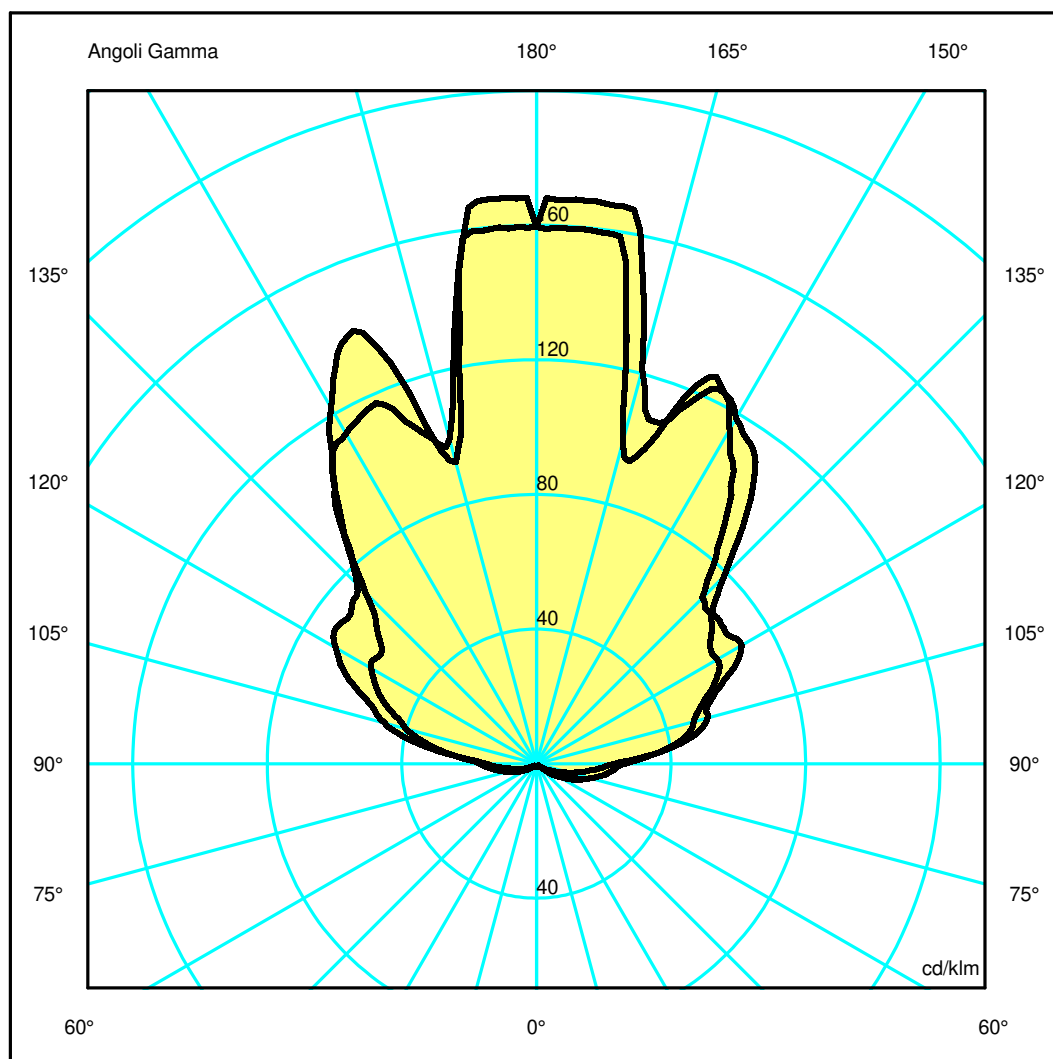
## Measurement

Code FTS2000321-A  
Name GOPLE LAMP T COPPER

Luminaire Flux	903 lm	Luminaire Power	17.0 W	Efficacy	53.112 lm/W	Efficiency	45.60%
Source Flux	1980 lm	Maximum value	168.48 cd/klm	Position	C=180.00 G=177.00	CG	Asymmetrical
Round Luminaire		Diam.	220 mm	Height	410 mm		
Round Luminous Area		Diam.	220 mm	Height	410 mm		
Horizontal Luminous Area			0.038013 m <sup>2</sup>	Emitting area on Plane 180°			0.090200 m <sup>2</sup>
Emitting area on Plane 0°			0.090200 m <sup>2</sup>	Emitting area on Plane 270°			0.090200 m <sup>2</sup>
Emitting area on Plane 90°			0.090200 m <sup>2</sup>	Glare area at 76°			0.096717 m <sup>2</sup>
Coordinate system		CG		Symmetry Type		Asymmetrical	
Date		17-01-2022		Maximum Gamma Angle		180	
Measurement Distance		0.00		Measurement Flux		1980 lm	
Lamping=LED 1x17W (E27) CCT=3000K CRI=80							
C.I.E.	4 11 40 9 46			D DIN 5040	--		
F UTE	--			B NBN	BZ 10		



ULOR 41.72 %  
DLOR 3.88 %  
RN 91.49 %



## Luminaire

Code 1408040A  
Name GOPLE LAMP T COPPER

## Measurum.

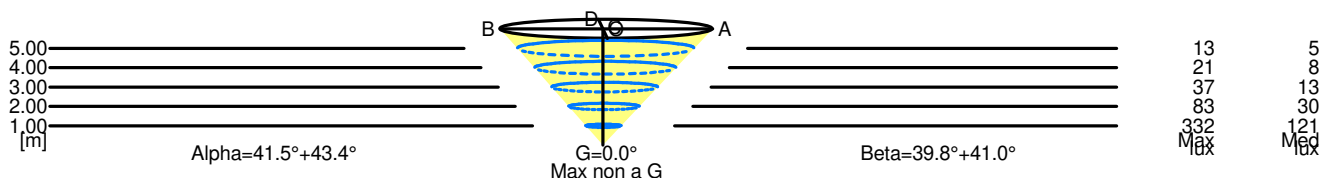
Code FTS2000321-A  
Name GOPLE LAMP T COPPER

Luminaire Flux	903 lm	Luminaire Power	17.0 W	Efficacy	53.112 lm/W	Efficiency	45.60%
Source Flux	1980 lm	Maximum value	168.48 cd/klm	Position	C=180.00 G=177.00	CG	Asymmetrical
Round Luminaire		Diam.	220 mm	Height	410 mm		
Round Luminous Area		Diam.	220 mm	Height	410 mm		
Horizontal Luminous Area		0.038013 m2		Emitting area on Plane 180°		0.090200 m2	
Emitting area on Plane 0°		0.090200 m2		Emitting area on Plane 270°		0.090200 m2	
Emitting area on Plane 90°		0.090200 m2		Glare area at 76°		0.096717 m2	
Coordinate system		CG		Symmetry Type		Asymmetrical	
Date		17-01-2022		Maximum Gamma Angle		180	
Measurement Distance		0.00		Measurement Flux		1980 lm	
Lamping=LED 1x17W (E27) CCT=3000K CRI=80							
C.I.E.	4 11 40 9 46			D DIN 5040	--		
F UTE	--			B NBN	BZ 10		

Width at 50.00 % of Max Intensity

H[m]	1.00	2.00	3.00	4.00	5.00	H[m]	1.00	2.00	3.00	4.00	5.00
OA	0.94	1.89	2.83	3.78	4.72	OC	0.83	1.67	2.50	3.33	4.17
OB	0.88	1.77	2.65	3.53	4.42	OD	0.87	1.74	2.61	3.48	4.35

	Luminous Intensities [ cd/klm ]									
	0	5	15	25	35	45	55	65	75	85
OA	315.85	332.54	240.20	243.39	223.18	156.06	124.54	116.48	95.71	71.12
OB	315.85	333.35	183.69	272.15	209.02	149.45	142.23	123.65	92.36	45.30
OC	315.85	315.70	195.91	251.01	199.05	138.07	135.50	125.07	104.13	71.09
OD	315.85	315.75	197.68	231.44	209.44	142.43	111.95	103.52	79.92	46.37



5.00	9.14	13	5		
4.00	7.31	21	8		
3.00	5.48	37	13		
2.00	3.66	83	30		
1.00	1.83	332	121		
H[m]	D[m]	Max lux	Med lux	Alpha=41.5°+43.4°	Max non a G G=0.0°

5.00	8.52	13	5		
4.00	6.82	21	8		
3.00	5.11	37	13		
2.00	3.41	83	30		
1.00	1.70	332	121		
H[m]	D[m]	Max lux	Med lux	Beta=41.0°+39.8°	Max non a G G=0.0°