

Luminaire

Code 1409040A
Name GOPLE LAMP T MINI RAME METALLIZZ.

Measuram.

Code FTS1900823-A
Name GOPLE LAMP T MINI RAME METALLIZZ.

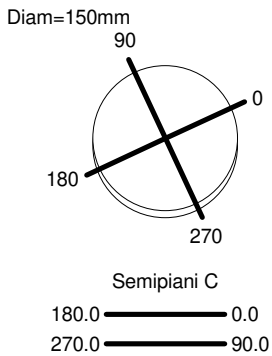
Luminaire Flux	236 lm	Luminaire Power	5.0 W	Efficacy	47.146 lm/W	Efficiency	50.16%
Source Flux	470 lm	Maximum value	120.67 cd/klm	Position	C=180.00 G=173.00	CG	Asymmetrical
Round Luminaire		Diam.	150 mm	Height	296 mm		
Round Luminous Area		Diam.	150 mm	Height	296 mm		
Horizontal Luminous Area		0.017671 m2		Emitting area on Plane 180°		0.044400 m2	
Emitting area on Plane 0°		0.044400 m2		Emitting area on Plane 270°		0.044400 m2	
Emitting area on Plane 90°		0.044400 m2		Glare area at 76°		0.047356 m2	
Coordinate system		CG		Symmetry Type		Asymmetrical	
Date		14-01-2022		Maximum Gamma Angle		180	
Measurement Distance		0.00		Measurement Flux		470 lm	

Lamping=LED 1x5W (E14) CCT=2700K CRI=80

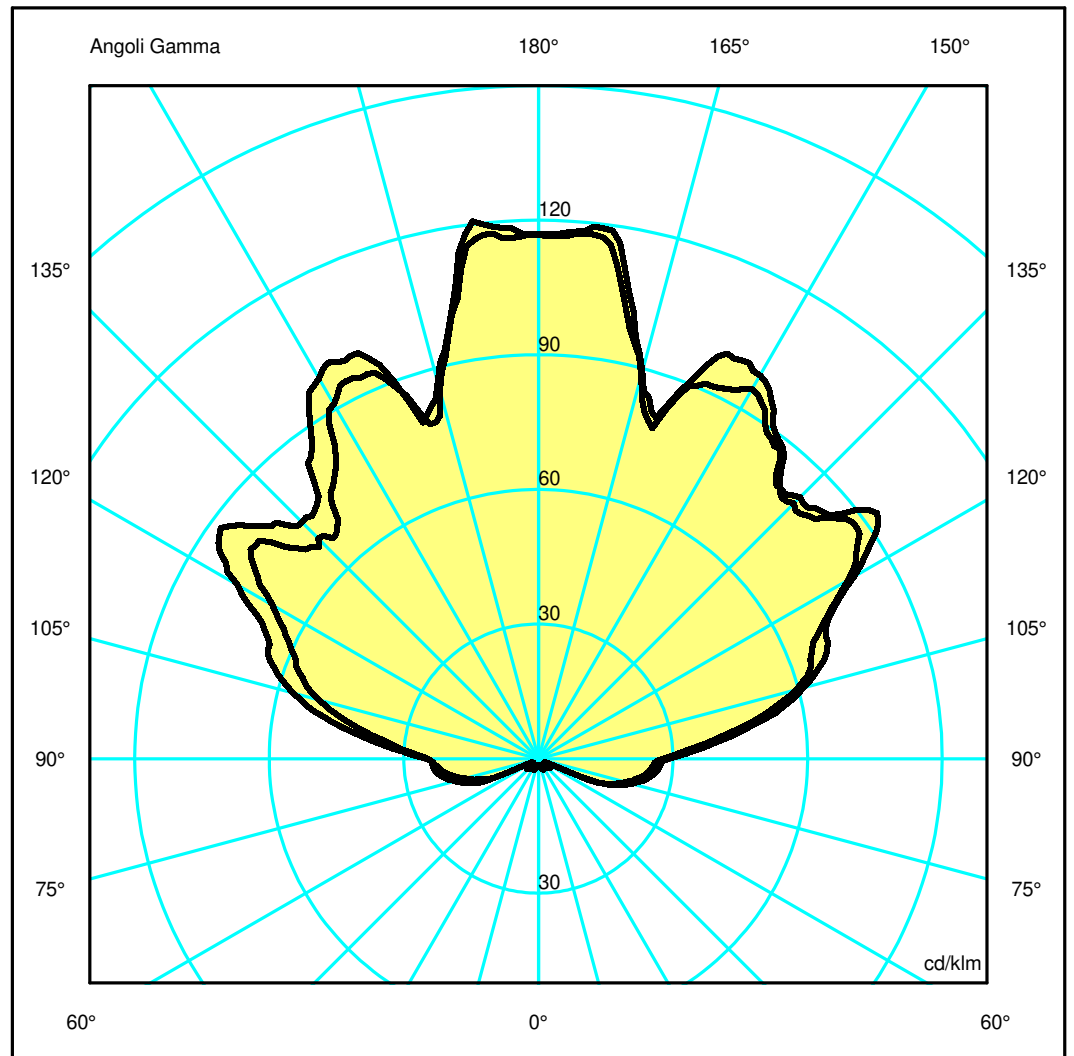
C.I.E. 10 20 46 13 50
F UTE --

D DIN 5040
B NBN

D13
BZ 10



ULOR 43.44 %
DLOR 6.71 %
RN 86.61 %



Luminaire

Code 1409040A
Name GOPLE LAMP T MINI RAME METALLIZZ.

Measurement

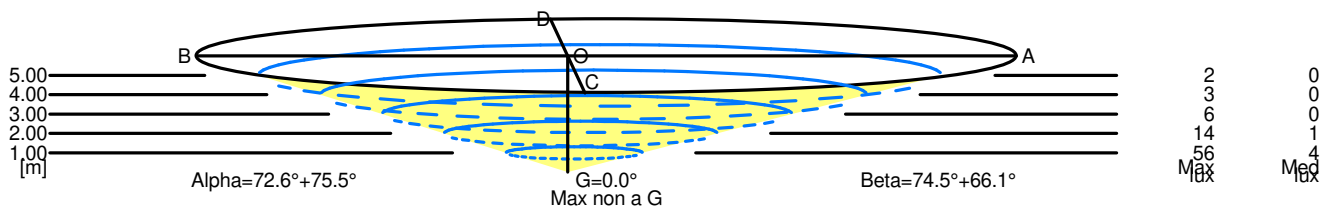
Code FTS1900823-A
Name GOPLE LAMP T MINI RAME METALLIZZ.

Luminaire Flux	236 lm	Luminaire Power	5.0 W	Efficacy	47.146 lm/W	Efficiency	50.16%
Source Flux	470 lm	Maximum value	120.67 cd/klm	Position	C=180.00 G=173.00	CG	Asymmetrical
Round Luminaire		Diam.	150 mm	Height	296 mm		
Round Luminous Area		Diam.	150 mm	Height	296 mm		
Horizontal Luminous Area		0.017671 m ²		Emitting area on Plane 180°		0.044400 m ²	
Emitting area on Plane 0°		0.044400 m ²		Emitting area on Plane 270°		0.044400 m ²	
Emitting area on Plane 90°		0.044400 m ²		Glare area at 76°		0.047356 m ²	
Coordinate system		CG		Symmetry Type		Asymmetrical	
Date		14-01-2022		Maximum Gamma Angle		180	
Measurement Distance		0.00		Measurement Flux		470 lm	
Lamping=LED 1x5W (E14) CCT=2700K CRI=80							
C.I.E.	10 20 46 13 50			D DIN 5040	D13		
F UTE	--			B NBN	BZ 10		

Width at 50.00 % of Max Intensity

H[m]	1.00	2.00	3.00	4.00	5.00	H[m]	1.00	2.00	3.00	4.00	5.00
OA	3.86	7.72	11.58	15.44	19.30	OC	3.60	7.20	10.79	14.39	17.99
OB	3.20	6.39	9.59	12.78	15.98	OD	2.26	4.51	6.77	9.03	11.28

	Luminous Intensities [cd/klm]									
	0	5	15	25	35	45	55	65	75	85
OA	54.92	55.20	41.55	43.04	41.70	38.74	43.47	33.29	28.70	18.38
OB	54.92	55.98	40.86	46.58	41.53	35.05	40.83	31.63	26.70	16.38
OC	54.92	55.51	42.03	46.82	42.74	37.85	41.06	32.73	28.02	17.41
OD	54.92	55.22	39.97	44.06	37.09	32.62	36.76	28.82	23.80	15.15



5.00	35.28	2	0		
4.00	28.23	3	0		
3.00	21.17	6	0		
2.00	14.11	14	1		
1.00	7.06	56	4		
H[m]	D[m]	Max lux	Med lux	Alpha=72.6°+75.5°	Max non a G G=0.0°

5.00	29.27	2	0		
4.00	23.42	3	0		
3.00	17.56	6	0		
2.00	11.71	14	1		
1.00	5.85	56	4		
H[m]	D[m]	Max lux	Med lux	Beta=66.1°+74.5°	Max non a G G=0.0°