

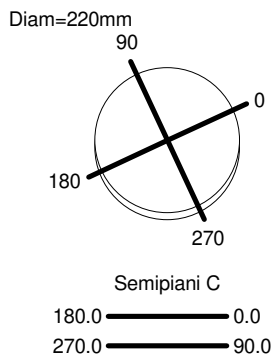
Luminaire

Code 1413350A
Name GOPLE C NRO+BLUE ZAFFIRO

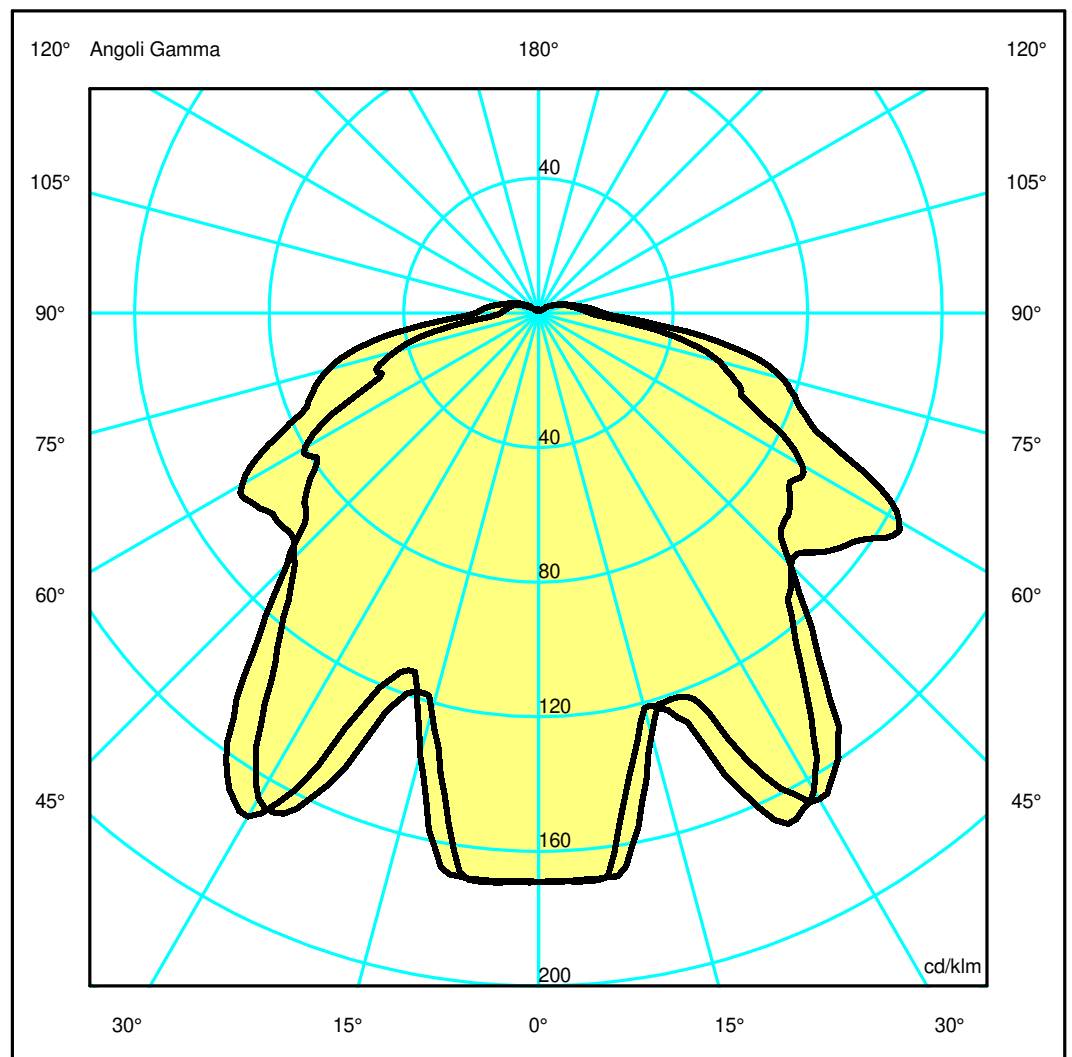
Measur.

Code FTS1900817-A
Name GOPLE C NRO+BLUE ZAFFIRO

Luminaire Flux	1176 lm	Luminaire Power	17.0 W	Efficacy	69.183 lm/W	Efficiency	59.40%
Source Flux	1980 lm	Maximum value	174.63 cd/klm	Position	C=210.00 G=31.00	CG	Asymmetrical
Round Luminaire		Diam.	220 mm	Height	410 mm		
Round Luminous Area		Diam.	220 mm	Height	410 mm		
Horizontal Luminous Area		0.038013 m2		Emitting area on Plane 180°		0.090200 m2	
Emitting area on Plane 0°		0.090200 m2		Emitting area on Plane 270°		0.090200 m2	
Emitting area on Plane 90°		0.090200 m2		Glare area at 76°		0.096717 m2	
Coordinate system		CG		Symmetry Type		Asymmetrical	
Date		17-01-2022		Maximum Gamma Angle		180	
Measurement Distance		0.00		Measurement Flux		1980 lm	
Lamping=LED 1x17W (E27) CCT=3000K CRI=80							
C.I.E.	41 69 90 94 59			D DIN 5040	A31		
F UTE	0.56 G + 0.04 T			B NBN	BZ 5		



ULOR 3.52 %
DLOR 55.88 %
RN 5.93 %



Luminaire

Code 1413350A
Name GOPLE C NRO+BLUE ZAFFIRO

Measurerm.

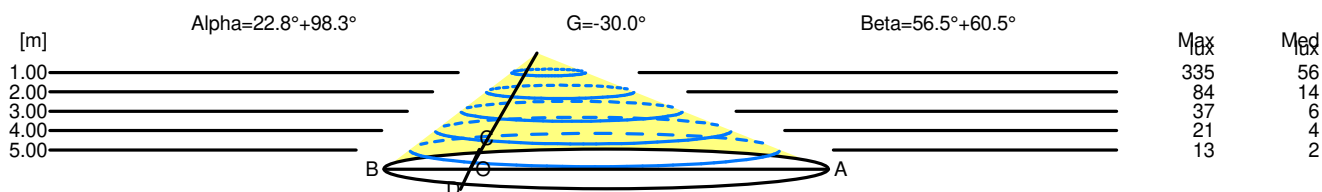
Code FTS1900817-A
Name GOPLE C NRO+BLUE ZAFFIRO

Luminaire Flux	1176 lm	Luminaire Power	17.0 W	Efficacy	69.183 lm/W	Efficiency	59.40%
Source Flux	1980 lm	Maximum value	174.63 cd/klm	Position	C=210.00 G=31.00	CG	Asymmetrical
Round Luminaire		Diam.	220 mm	Height	410 mm		
Round Luminous Area		Diam.	220 mm	Height	410 mm		
Horizontal Luminous Area		0.038013 m ²		Emitting area on Plane 180°		0.090200 m ²	
Emitting area on Plane 0°		0.090200 m ²		Emitting area on Plane 270°		0.090200 m ²	
Emitting area on Plane 90°		0.090200 m ²		Glare area at 76°		0.096717 m ²	
Coordinate system		CG		Symmetry Type		Asymmetrical	
Date		17-01-2022		Maximum Gamma Angle		180	
Measurement Distance		0.00		Measurement Flux		1980 lm	
Lamping=LED 1x17W (E27) CCT=3000K CRI=80							
C.I.E.	41 69 90 94 59			D DIN 5040	A31		
F UTE	0.56 G + 0.04 T			B NBN	BZ 5		

Width at 50.00 % of Max Intensity

H[m]	1.00	2.00	3.00	4.00	5.00	H[m]	1.00	2.00	3.00	4.00	5.00
OA	3.09	6.17	9.26	12.34	15.43	OC	1.74	3.48	5.22	6.97	8.71
OB	0.74	1.48	2.22	2.95	3.69	OD	2.04	4.07	6.11	8.15	10.19

	Luminous Intensities [cd/klm]									
	0	5	15	25	35	45	55	65	75	85
OA	334.83	335.40	240.68	329.11	275.94	210.28	232.54	198.67	148.63	65.31
OB	334.83	335.27	269.26	269.74	320.47	209.28	161.08	124.56	87.62	31.37
OC	334.83	334.46	257.19	290.39	307.34	209.75	179.85	146.74	110.03	47.77
OD	334.83	336.06	242.83	313.71	281.09	203.39	200.29	167.05	128.17	60.72



H[m]	D[m]	Max lux	Med lux	Alpha=22.8°+98.3°	G=-30.0
1.00	3.82	335	56		
2.00	7.65	84	14		
3.00	11.47	37	6		
4.00	15.30	21	4		
5.00	19.12	13	2		

H[m]	D[m]	Max lux	Med lux	Beta=60.5°+56.5°	G=0.0
1.00	3.78	335	56		
2.00	7.56	84	14		
3.00	11.34	37	6		
4.00	15.11	21	4		
5.00	18.89	13	2		