

## Luminaire

Code 1456010A  
Name LOOK AT ME 21 TRACK S

## Measurement

Code FTS2000710  
Name LOOK AT ME 21 TRACK S

Luminaire Flux	477.92 lm	Luminaire Power	20.00 W	Efficacy	23.90 lm/W	Efficiency	100.00%
Sources Flux	477.92 lm	Maximum value	464.36 cd/klm	Position	C=0.00 G=0.00	CG	Rotosymmetrical
Round Luminaire		Diam.	210 mm	Height	436 mm		
Round Luminous Area		Diam.	200 mm	Height	0 mm		
Horizontal Luminous Area			0.031416 m <sup>2</sup>	Emitting area on Plane 180°			0.000000 m <sup>2</sup>
Emitting area on Plane 0°			0.000000 m <sup>2</sup>	Emitting area on Plane 270°			0.000000 m <sup>2</sup>
Emitting area on Plane 90°			0.000000 m <sup>2</sup>	Glare area at 76°			0.007600 m <sup>2</sup>
Coordinate system		CG		Symmetry Type			Rotosymmetrical
Date		28-05-2020		Maximum Gamma Angle			180
Measurement Distance		0.00		Measurement Flux			477.92 lm

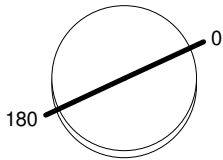
LED Flux=2022.5lm LED Power=17.5W Eff=24% EfcLed=116lm/W EfcLum=24lm/W CCT=3000K Ra=90 SDCM=2 L70(6K)=50000h

C.I.E. 51 81 96 95 100  
F UTE 0.95 D + 0.05 T

D DIN 5040  
B NBN

A41  
BZ 4

Diam=210mm



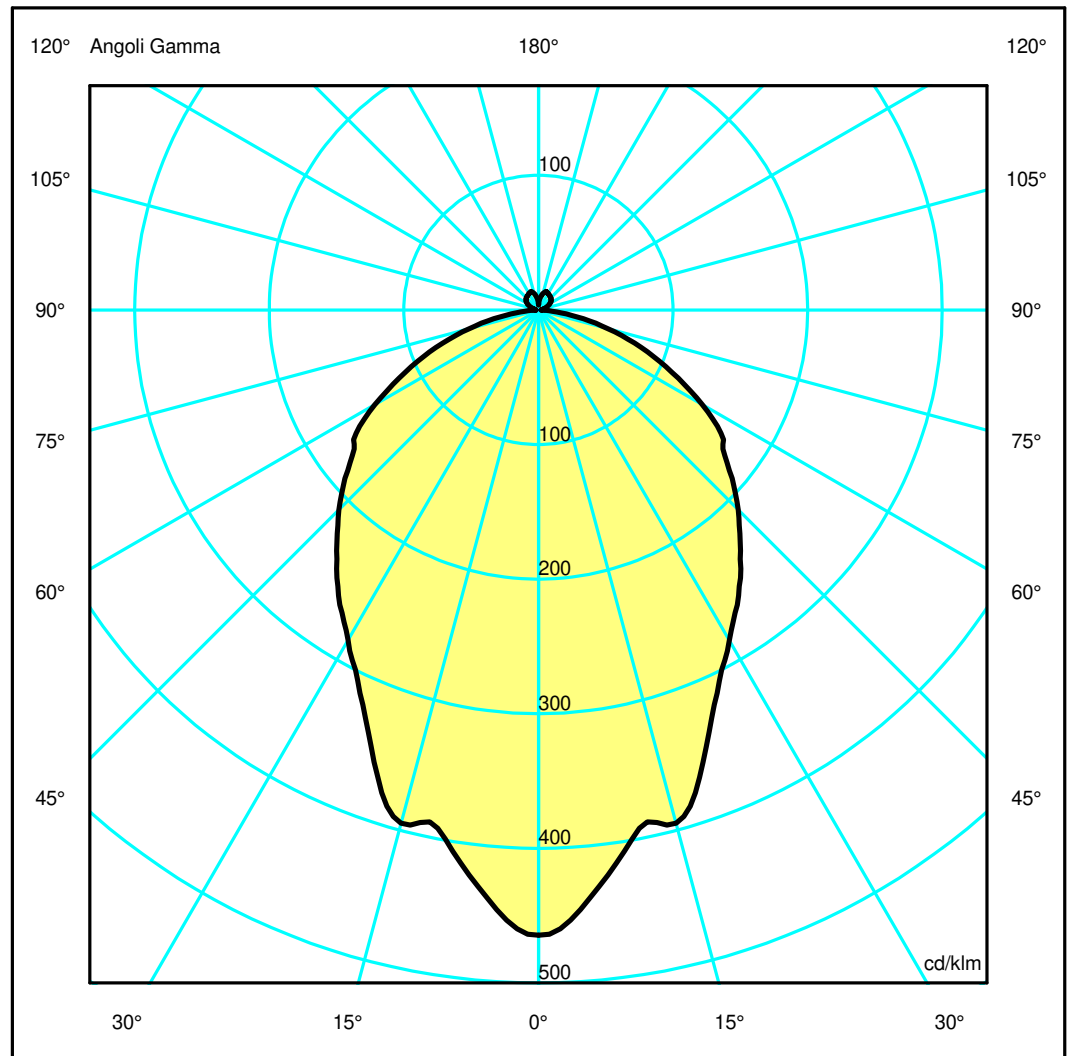
Semipiani C

180.0 ——— 0.0

ULOR 5.48 %

DLOR 94.52 %

RN 5.48 %



## Luminaire

Code 1456010A  
Name LOOK AT ME 21 TRACK S

## Measurerm.

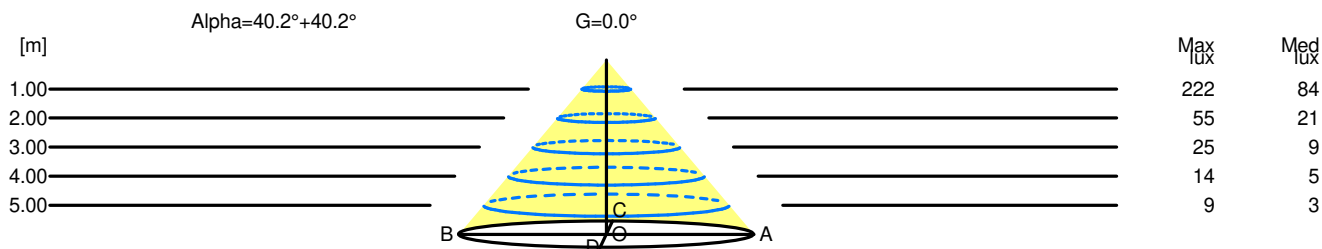
Code FTS2000710  
Name LOOK AT ME 21 TRACK S

Luminaire Flux	477.92 lm	Luminaire Power	20.00 W	Efficacy	23.90 lm/W	Efficiency	100.00%
Sources Flux	477.92 lm	Maximum value	464.36 cd/klm	Position	C=0.00 G=0.00	CG	Rotosymmetrical
Round Luminaire		Diam.	210 mm	Height	436 mm		
Round Luminous Area		Diam.	200 mm	Height	0 mm		
Horizontal Luminous Area		0.031416 m2		Emitting area on Plane 180°		0.000000 m2	
Emitting area on Plane 0°		0.000000 m2		Emitting area on Plane 270°		0.000000 m2	
Emitting area on Plane 90°		0.000000 m2		Glare area at 76°		0.007600 m2	
Coordinate system		CG		Symmetry Type		Rotosymmetrical	
Date		28-05-2020		Maximum Gamma Angle		180	
Measurement Distance		0.00		Measurement Flux		477.92 lm	
LED Flux=2022.5lm LED Power=17.5W Eff=24% EfcLed=116lm/W EfcLum=24lm/W CCT=3000K Ra=90 SDCM=2 L70(6K)=50000h							
C.I.E.	51 81 96 95 100			D DIN 5040	A41		
F UTE	0.95 D + 0.05 T			B NBN	BZ 4		

### Width at 50.00 % of Max Intensity

H[m]	1.00	2.00	3.00	4.00	5.00	H[m]	1.00	2.00	3.00	4.00	5.00
OA	0.85	1.69	2.54	3.39	4.23	OC	0.85	1.69	2.54	3.39	4.23
OB	0.85	1.69	2.54	3.39	4.23	OD	0.85	1.69	2.54	3.39	4.23

	Luminous Intensities [ cd/klm ]									
	0	5	15	25	35	45	55	65	75	85
OA	221.93	209.51	188.67	150.16	123.77	100.36	80.16	52.30	25.70	4.98
OB	221.93	209.51	188.67	150.16	123.77	100.36	80.16	52.30	25.70	4.98
OC	221.93	209.51	188.67	150.16	123.77	100.36	80.16	52.30	25.70	4.98
OD	221.93	209.51	188.67	150.16	123.77	100.36	80.16	52.30	25.70	4.98



H[m]	D[m]	Max lux	Med lux	Alpha=40.2°+40.2°	G=0.0
1.00	1.69	222	84		
2.00	3.39	55	21		
3.00	5.08	25	9		
4.00	6.77	14	5		
5.00	8.46	9	3		