

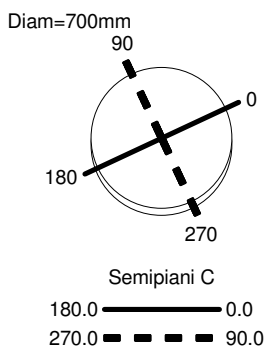
Luminaire

Code 1477W10A
Name MERCURY MINI SOSPENSIONE LED COB 2700K

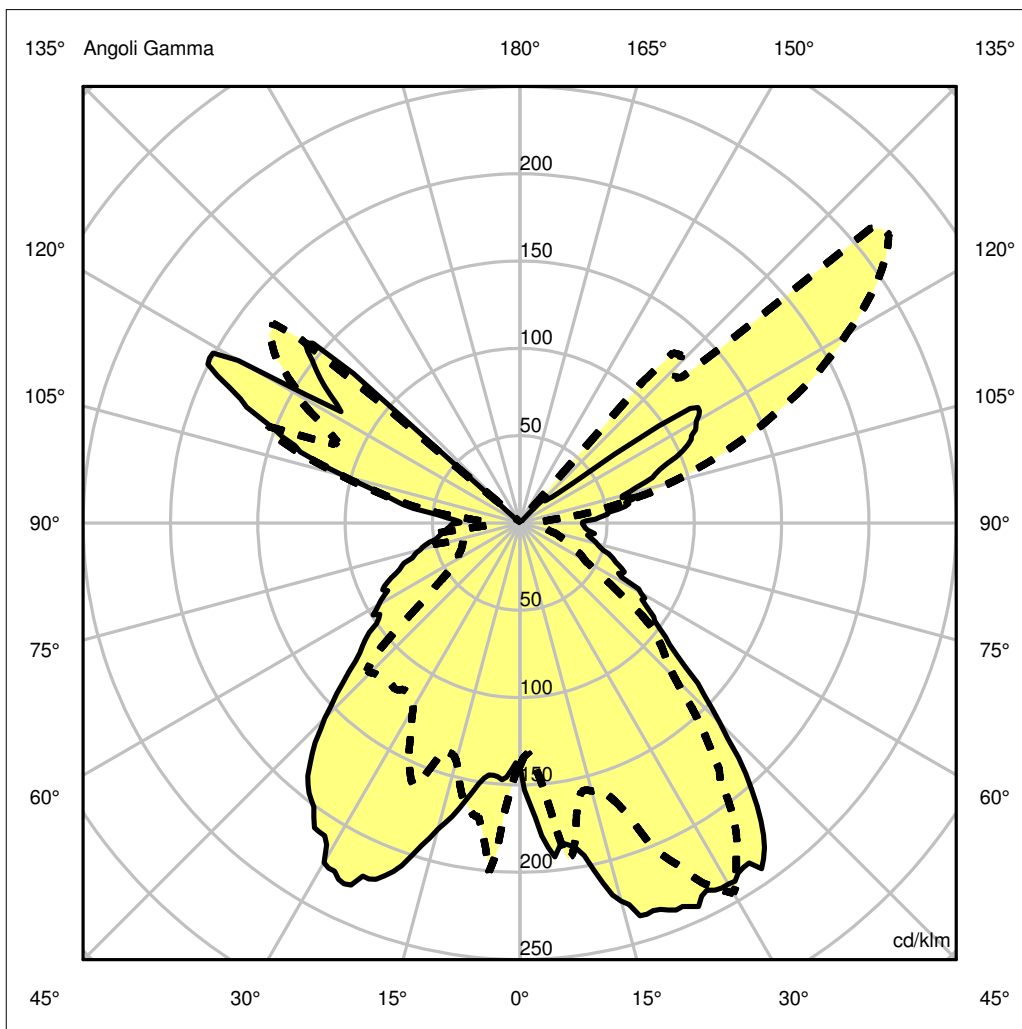
Measurem.

Code FTS1700092
Name MERCURY MINI SOSPENSIONE LED COB 2700K

Luminaire Flux	1447.00 lm	Luminaire Power	29.00 W	Efficacy	49.90 lm/W	Efficiency	100.00%
Lamps Flux	1447.00 lm	Maximum value	313.01 cd/klm	Position	C=85.00 G=130.00	CG	Asymmetrical
Round Luminaire Round Luminous Area	Diam. 700 mm Diam. 700 mm	Height	562 mm	Height	562 mm		
Horizontal Luminous Area Emitting area on Plane 0° Emitting area on Plane 90°	0.384845 m2 0.393400 m2 0.393400 m2	Emitting area on Plane 180° Emitting area on Plane 270° Glare area at 76°	0.393400 m2 0.393400 m2 0.474817 m2				
Coordinate system Date Measurement Distance	CG 15-10-2015 0.00	Symmetry Type Maximum Gamma Angle Measurement Flux	Asymmetrical 180 1447.00 lm				
LED Flux=2683,61lm LED Power=24,25W Eff=54% EfcLed=111lm/W EfcLum=50lm/W Ra=90 SDCM=2 L70(6K)=50000h							
C.I.E. F UTE	50 79 92 58 100 0.58 E + 0.42 T	D DIN 5040 B NBN	C31 BZ 4 / 1.5 / BZ 5				



ULOR 42.20 %
DLOR 57.80 %
RN 42.20 %



Luminaire

Code 1477W10A
Name MERCURY MINI SOSPENSIONE LED COB 2700K

Measurerm.

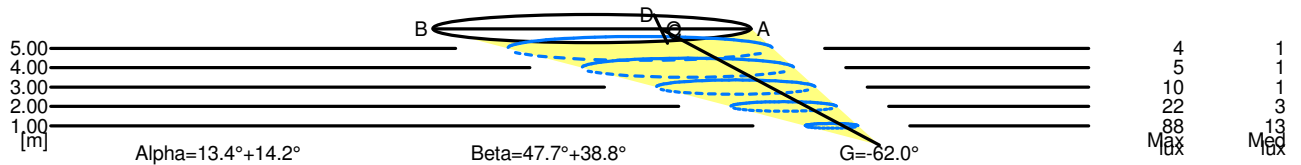
Code FTS1700092
Name MERCURY MINI SOSPENSIONE LED COB 2700K

Luminaire Flux	1447.00 lm	Luminaire Power	29.00 W	Efficacy	49.90 lm/W	Efficiency	100.00%
Lamps Flux	1447.00 lm	Maximum value	313.01 cd/klm	Position	C=85.00 G=130.00	CG	Asymmetrical
Round Luminaire Round Luminous Area		Diam. Diam.	700 mm 700 mm	Height Height	562 mm 562 mm		
Horizontal Luminous Area Emitting area on Plane 0° Emitting area on Plane 90°		0.384845 m2 0.393400 m2 0.393400 m2		Emitting area on Plane 180° Emitting area on Plane 270° Glare area at 76°		0.393400 m2 0.393400 m2 0.474817 m2	
Coordinate system Date Measurement Distance		CG 15-10-2015 0.00		Symmetry Type Maximum Gamma Angle Measurement Flux		Asymmetrical 180 1447.00 lm	
LED Flux=2683,61lm LED Power=24,25W Eff=54% EfcLed=111lm/W EfcLum=50lm/W Ra=90 SDCM=2 L70(6K)=50000h							
C.I.E. F UTE	50 79 92 58 100 0.58 E + 0.42 T			D DIN 5040 B NBN		C31 BZ 4 / 1.5 / BZ 5	

Width at 50.00 % of Max Intensity

H[m]	1.00	2.00	3.00	4.00	5.00	H[m]	1.00	2.00	3.00	4.00	5.00
OA	0.78	1.56	2.34	3.12	3.90	OC	2.34	4.68	7.01	9.35	11.69
OB	1.96	3.92	5.87	7.83	9.79	OD	1.71	3.42	5.13	6.84	8.55

	Luminous Intensities [cd/klm]									
	0	5	15	25	35	45	55	65	75	85
OA	1.53	1.60	1.54	1.52	2.62	31.28	140.20	153.75	87.99	69.78
OB	1.53	1.57	1.52	1.58	1.85	4.29	197.53	265.48	150.57	64.34
OC	1.53	1.62	1.58	2.13	5.86	187.46	366.43	254.08	130.30	22.42
OD	1.53	1.65	1.60	1.63	2.73	19.22	248.76	172.08	154.12	45.40



5.00	13.69	4	1			
4.00	10.95	5	1			
3.00	8.21	10	1			
2.00	5.48	22	3			
1.00	2.74	88	13			
H[m]	D[m]	Max lux	Med lux	Alpha=13.4°+14.2°	G=-62.0	

5.00	20.24	4	1			
4.00	16.19	5	1			
3.00	12.14	10	1			
2.00	8.10	22	3			
1.00	4.05	88	13			
H[m]	D[m]	Max lux	Med lux	Beta=38.8°+47.7°	G=0.0	