

## Luminaire

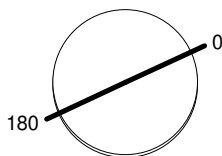
Code 1734010A  
Name DEMETRA LED TAVOLO CORPO GRIGIO

## Measurement

Code FTS1400801  
Name DEMETRA LED TAVOLO CORPO GRIGIO

Luminaire Flux	385 lm	Luminaire Power	8.0 W	Efficacy	48.080 lm/W	Efficiency	100.00%
Source Flux	385 lm	Maximum value	542.97 cd/klm	Position	C=0.00 G=3.00	CG	Rotosymmetrical
Round Luminaire		Diam.	127 mm	Height	5 mm		
Round Luminous Area		Diam.	34 mm	Height	0 mm		
Horizontal Luminous Area			0.000908 m2	Emitting area on Plane 180°			0.000000 m2
Emitting area on Plane 0°			0.000000 m2	Emitting area on Plane 270°			0.000000 m2
Emitting area on Plane 90°			0.000000 m2	Glare area at 76°			0.000220 m2
Coordinate system		CG		Symmetry Type		Rotosymmetrical	
Date		05-07-2016		Maximum Gamma Angle		180	
Measurement Distance		0.00		Measurement Flux		385 lm	
LED Flux=712,3lm LED Power=6W Eff=54% EfcLed=119lm/W EfcLum=48lm/W Ra=90 SDCM=2 L70(6K)=50000h							
C.I.E.	66 96 100 100 100			D DIN 5040	A50		
F UTE	1.00 C			B NBN	BZ 2		

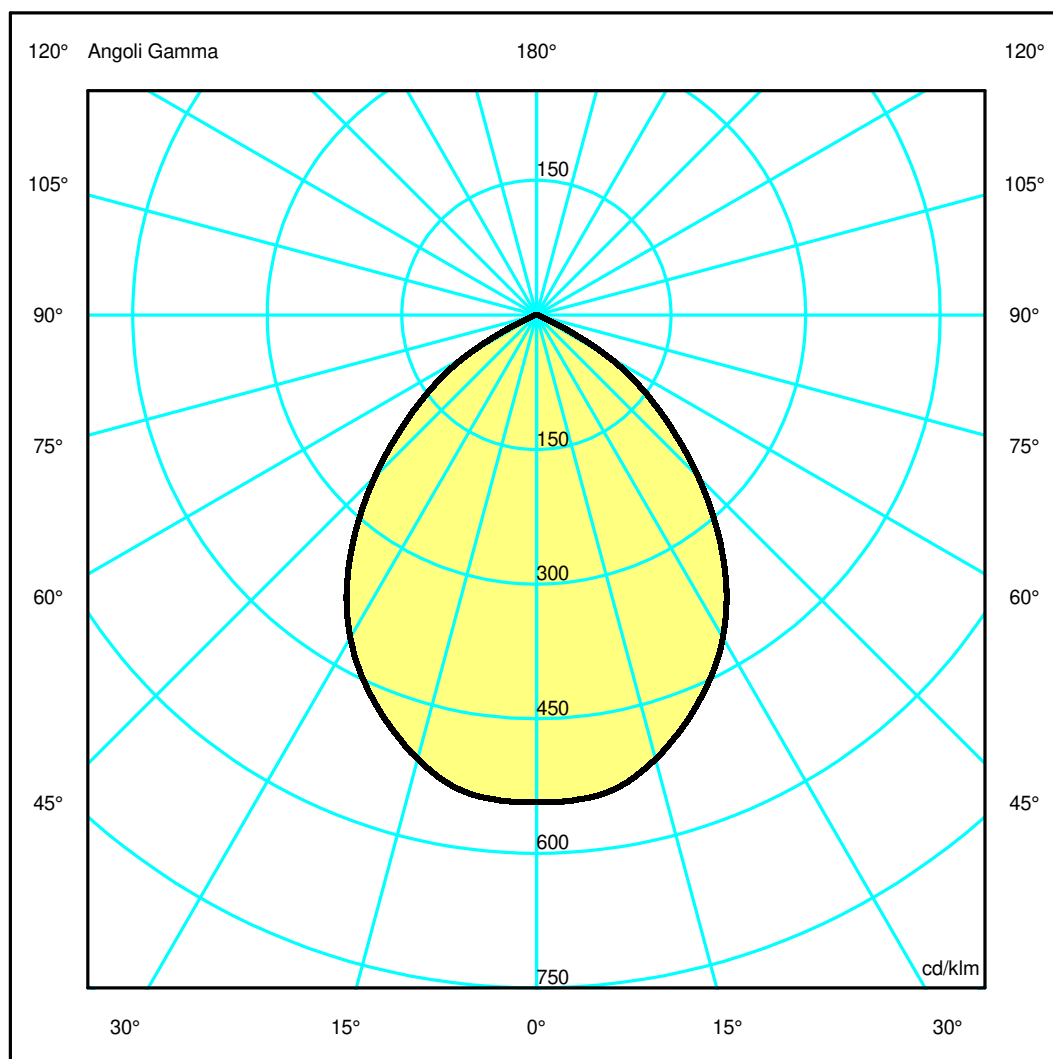
Diam=127mm



Semipiani C

180.0 ——— 0.0

ULOR 0.00 %  
DLOR 100.00 %  
RN 0.00 %



## Luminaire

Code 1734010A  
Name DEMETRA LED TAVOLO CORPO GRIGIO

## Measurerm.

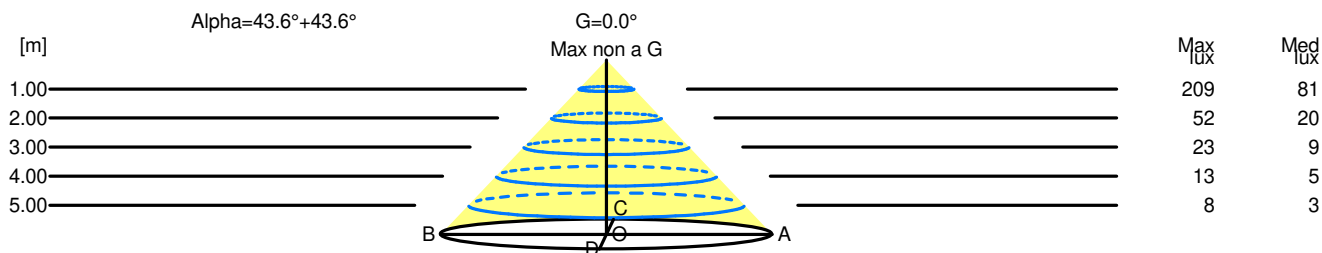
Code FTS1400801  
Name DEMETRA LED TAVOLO CORPO GRIGIO

Luminaire Flux	385 lm	Luminaire Power	8.0 W	Efficacy	48.080 lm/W	Efficiency	100.00%
Source Flux	385 lm	Maximum value	542.97 cd/klm	Position	C=0.00 G=3.00	CG	Rotosymmetrical
Round Luminaire		Diam.	127 mm	Height	5 mm		
Round Luminous Area		Diam.	34 mm	Height	0 mm		
Horizontal Luminous Area		0.000908 m2		Emitting area on Plane 180°		0.000000 m2	
Emitting area on Plane 0°		0.000000 m2		Emitting area on Plane 270°		0.000000 m2	
Emitting area on Plane 90°		0.000000 m2		Glare area at 76°		0.000220 m2	
Coordinate system		CG		Symmetry Type		Rotosymmetrical	
Date		05-07-2016		Maximum Gamma Angle		180	
Measurement Distance		0.00		Measurement Flux		385 lm	
LED Flux=712,3lm LED Power=6W Eff=54% EfcLed=119lm/W EfcLum=48lm/W Ra=90 SDCM=2 L70(6K)=50000h							
C.I.E.	66 96 100 100 100			D DIN 5040	A50		
F UTE	1.00 C			B NBN	BZ 2		

### Width at 50.00 % of Max Intensity

H[m]	1.00	2.00	3.00	4.00	5.00	H[m]	1.00	2.00	3.00	4.00	5.00
OA	0.95	1.90	2.85	3.81	4.76	OC	0.95	1.90	2.85	3.81	4.76
OB	0.95	1.90	2.85	3.81	4.76	OD	0.95	1.90	2.85	3.81	4.76

	Luminous Intensities [ cd/klm ]									
	0	5	15	25	35	45	55	65	75	85
OA	208.74	208.43	196.99	174.15	141.75	97.97	55.50	11.01	1.82	0.56
OB	208.74	208.43	196.99	174.15	141.75	97.97	55.50	11.01	1.82	0.56
OC	208.74	208.43	196.99	174.15	141.75	97.97	55.50	11.01	1.82	0.56
OD	208.74	208.43	196.99	174.15	141.75	97.97	55.50	11.01	1.82	0.56



H[m]	D[m]	Max lux	Med lux	Alpha=43.6°+43.6°	G=0.0 Max non a G
1.00	1.90	209	81		
2.00	3.81	52	20		
3.00	5.71	23	9		
4.00	7.61	13	5		
5.00	9.51	8	3		