

## Luminaire

Code 1756W10A  
Name ILIO C 36 2700K RSO

## Measurement

Code FTS2400319.  
Name ILIO C 36 2700K RSO

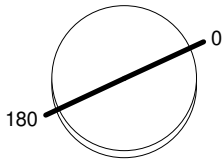
Luminaire Flux	1366 lm	Luminaire Power	14.0 W	Efficacy	97.571 lm/W	Efficiency	100.00%
Source Flux	1366 lm	Maximum value	1255.44 cd/klm	Position	C=0.00 G=1.00	CG	Rotosymmetrical
Round Luminaire		Diam.	90 mm	Height	370 mm		
Round Luminous Area		Diam.	65 mm	Height	0 mm		
Horizontal Luminous Area		0.003318 m2		Emitting area on Plane 180°		0.000000 m2	
Emitting area on Plane 0°		0.000000 m2		Emitting area on Plane 270°		0.000000 m2	
Emitting area on Plane 90°		0.000000 m2		Glare area at 76°		0.000803 m2	
Coordinate system		CG		Symmetry Type		Rotosymmetrical	
Date		13-06-2024		Maximum Gamma Angle		180	
Measurement Distance		0.00		Measurement Flux		1366 lm	

LED Flux=1765lm LED Power=12W Eff=77% EfcLed=148lm/W EfcLum=98lm/W CCT=2700K Ra=90 R9=50 SDCM=3 L70(9k)=50000h

C.I.E. 96 99 100 100 100  
F UTE 1.00 A

D DIN 5040  
B NBN  
A60  
BZ 1

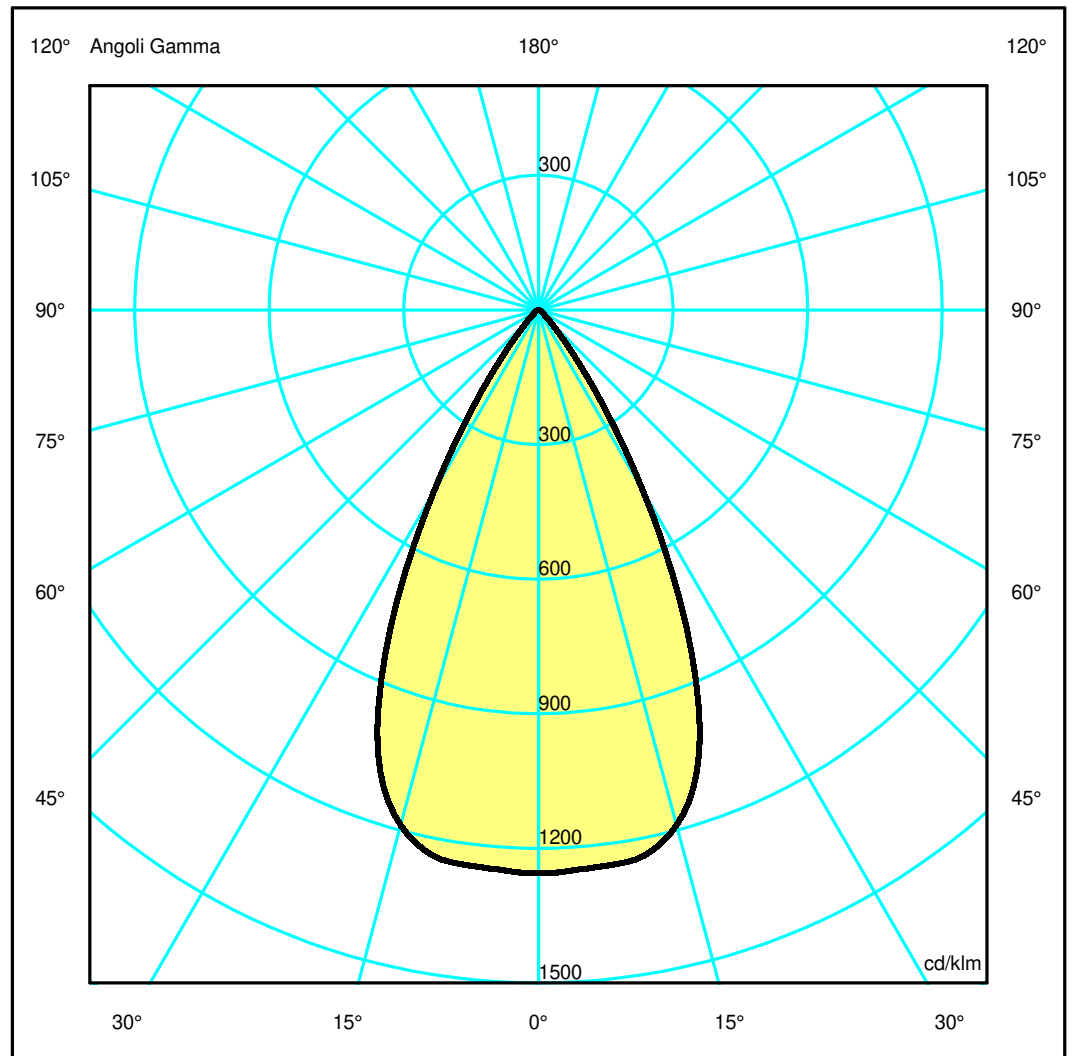
Diam=90mm



Semipiani C

180.0 ——— 0.0

ULOR 0.00 %  
DLOR 100.00 %  
RN 0.00 %



## Luminaire

Code 1756W10A  
Name ILIO C 36 2700K RSO

## Measurem.

Code FTS2400319.  
Name ILIO C 36 2700K RSO

Luminaire Flux	1366 lm	Luminaire Power	14.0 W	Efficacy	97.571 lm/W	Efficiency	100.00%
Source Flux	1366 lm	Maximum value	1255.44 cd/klm	Position	C=0.00 G=1.00	CG	Rotosymmetrical
Round Luminaire		Diam.	90 mm	Height	370 mm		
Round Luminous Area		Diam.	65 mm	Height	0 mm		
Horizontal Luminous Area		0.003318 m2		Emitting area on Plane 180°		0.000000 m2	
Emitting area on Plane 0°		0.000000 m2		Emitting area on Plane 270°		0.000000 m2	
Emitting area on Plane 90°		0.000000 m2		Glare area at 76°		0.000803 m2	
Coordinate system		CG		Symmetry Type		Rotosymmetrical	
Date		13-06-2024		Maximum Gamma Angle		180	
Measurement Distance		0.00		Measurement Flux		1366 lm	

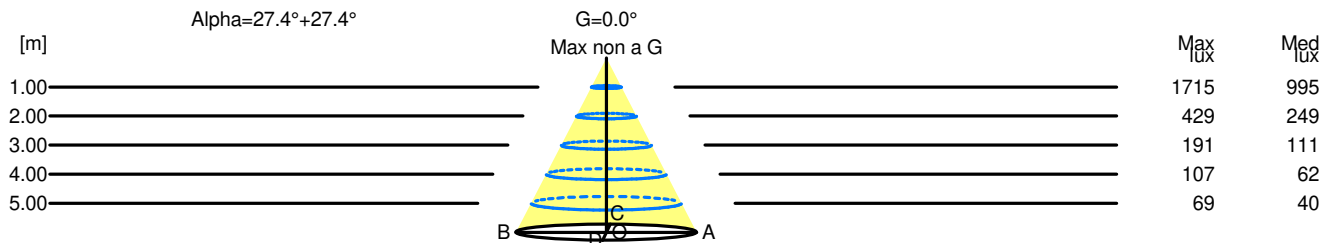
LED Flux=1765lm LED Power=12W Eff=77% EfcLed=148lm/W EfcLum=98lm/W CCT=2700K Ra=90 R9=50 SDCM=3 L70(9k)=50000h

C.I.E.	96 99 100 100 100	D DIN 5040	A60
F UTE	1.00 A	B NBN	BZ 1

Width at 50.00 % of Max Intensity

H[m]	1.00	2.00	3.00	4.00	5.00	H[m]	1.00	2.00	3.00	4.00	5.00
OA	0.52	1.04	1.56	2.07	2.59	OC	0.52	1.04	1.56	2.07	2.59
OB	0.52	1.04	1.56	2.07	2.59	OD	0.52	1.04	1.56	2.07	2.59

	Luminous Intensities [ cd/klm ]									
	0	5	15	25	35	45	55	65	75	85
OA	1714.75	1706.62	1623.53	1064.75	303.65	50.89	16.24	8.84	5.10	1.15
OB	1714.75	1706.62	1623.53	1064.75	303.65	50.89	16.24	8.84	5.10	1.15
OC	1714.75	1706.62	1623.53	1064.75	303.65	50.89	16.24	8.84	5.10	1.15
OD	1714.75	1706.62	1623.53	1064.75	303.65	50.89	16.24	8.84	5.10	1.15



H[m]	D[m]	Max lux	Med lux	Alpha=27.4°+27.4°	G=0.0 Max non a G
1.00	1.04	1715	995		
2.00	2.07	429	249		
3.00	3.11	191	111		
4.00	4.15	107	62		
5.00	5.19	69	40		