

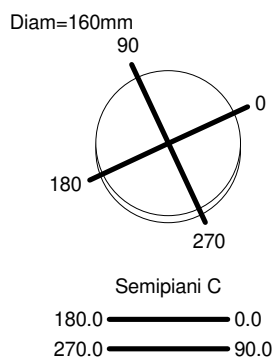
## Luminaire

Code 1800160A  
Name LAGUNA 16 T BRONZE

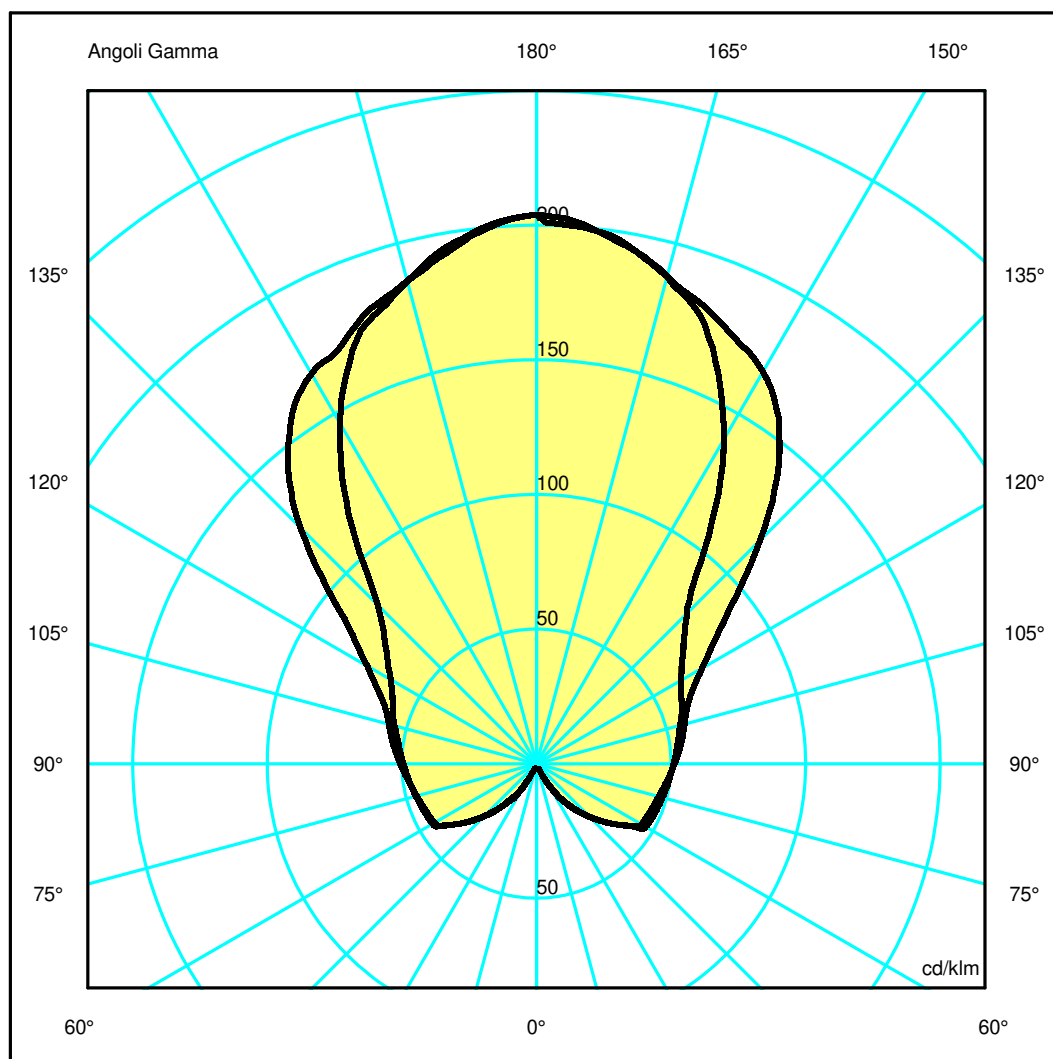
## Measuram.

Code FTS1701766-A  
Name LAGUNA 16 T BRONZE

Luminaire Flux	369 lm	Luminaire Power	5.0 W	Efficacy	73.857 lm/W	Efficiency	78.57%
Source Flux	470 lm	Maximum value	206.52 cd/klm	Position	C=5.00 G=179.00	CG	Asymmetrical
Round Luminaire		Diam.	160 mm	Height	240 mm		
Round Luminous Area		Diam.	160 mm	Height	0 mm		
Horizontal Luminous Area			0.020106 m2	Emitting area on Plane 180°			0.000000 m2
Emitting area on Plane 0°			0.000000 m2	Emitting area on Plane 270°			0.000000 m2
Emitting area on Plane 90°			0.000000 m2	Glare area at 76°			0.004864 m2
Coordinate system		CG		Symmetry Type		Asymmetrical	
Date		17-01-2022		Maximum Gamma Angle		180	
Measurement Distance		0.00		Measurement Flux		470 lm	
Lamping=LED 1x5W (E14) CCT=2700K CRI=80							
C.I.E.	8 33 66 29 79			D DIN 5040	D13		
F UTE	--			B NBN	BZ 10		



ULOR 56.15 %  
DLOR 22.42 %  
RN 71.47 %



## Luminaire

Code 1800160A  
Name LAGUNA 16 T BRONZE

## Measur.

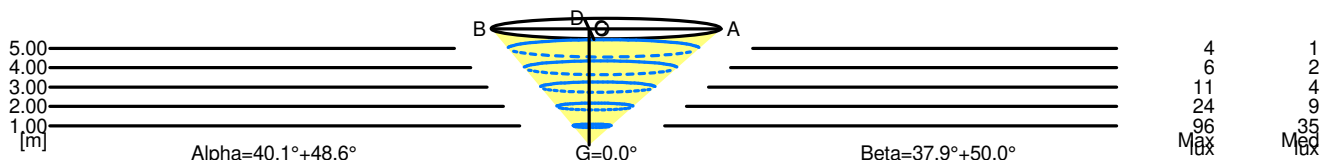
Code FTS1701766-A  
Name LAGUNA 16 T BRONZE

Luminaire Flux	369 lm	Luminaire Power	5.0 W	Efficacy	73.857 lm/W	Efficiency	78.57%
Source Flux	470 lm	Maximum value	206.52 cd/klm	Position	C=5.00 G=179.00	CG	Asymmetrical
Round Luminaire		Diam.	160 mm	Height	240 mm		
Round Luminous Area		Diam.	160 mm	Height	0 mm		
Horizontal Luminous Area		0.020106 m2		Emitting area on Plane 180°		0.000000 m2	
Emitting area on Plane 0°		0.000000 m2		Emitting area on Plane 270°		0.000000 m2	
Emitting area on Plane 90°		0.000000 m2		Glare area at 76°		0.004864 m2	
Coordinate system		CG		Symmetry Type		Asymmetrical	
Date		17-01-2022		Maximum Gamma Angle		180	
Measurement Distance		0.00		Measurement Flux		470 lm	
Lamping=LED 1x5W (E14) CCT=2700K CRI=80							
C.I.E.	8 33 66 29 79			D DIN 5040	D13		
F UTE	--			B NBN	BZ 10		

Width at 50.00 % of Max Intensity

H[m]	1.00	2.00	3.00	4.00	5.00	H[m]	1.00	2.00	3.00	4.00	5.00
OA	1.14	2.27	3.41	4.54	5.68	OC	0.78	1.56	2.34	3.12	3.89
OB	0.84	1.68	2.52	3.37	4.21	OD	1.19	2.38	3.57	4.76	5.95

	Luminous Intensities [ cd/klm ]									
	0	5	15	25	35	45	55	65	75	85
OA	95.81	94.00	88.12	81.98	73.74	55.14	38.29	29.96	26.77	24.96
OB	95.81	94.02	87.17	77.27	58.67	39.20	31.79	27.77	25.71	23.90
OC	95.81	94.54	88.06	75.15	54.41	37.19	31.03	27.87	25.94	24.47
OD	95.81	94.43	87.31	80.60	74.50	58.43	39.17	30.60	26.71	24.77



5.00	9.89	4	1		
4.00	7.91	6	2		
3.00	5.93	11	4		
2.00	3.96	24	9		
1.00	1.98	96	35		
H[m]	D[m]	Max lux	Med lux	Alpha=40.1°+48.6°	G=0.0

5.00	9.84	4	1		
4.00	7.88	6	2		
3.00	5.91	11	4		
2.00	3.94	24	9		
1.00	1.97	96	35		
H[m]	D[m]	Max lux	Med lux	Beta=50.0°+37.9°	G=0.0