

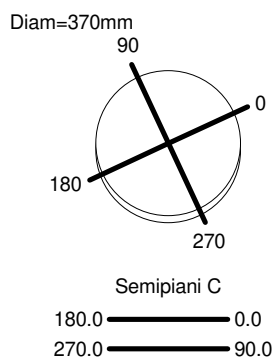
Luminaire

Code 1809160A
Name LAGUNA 37 T BRONZE

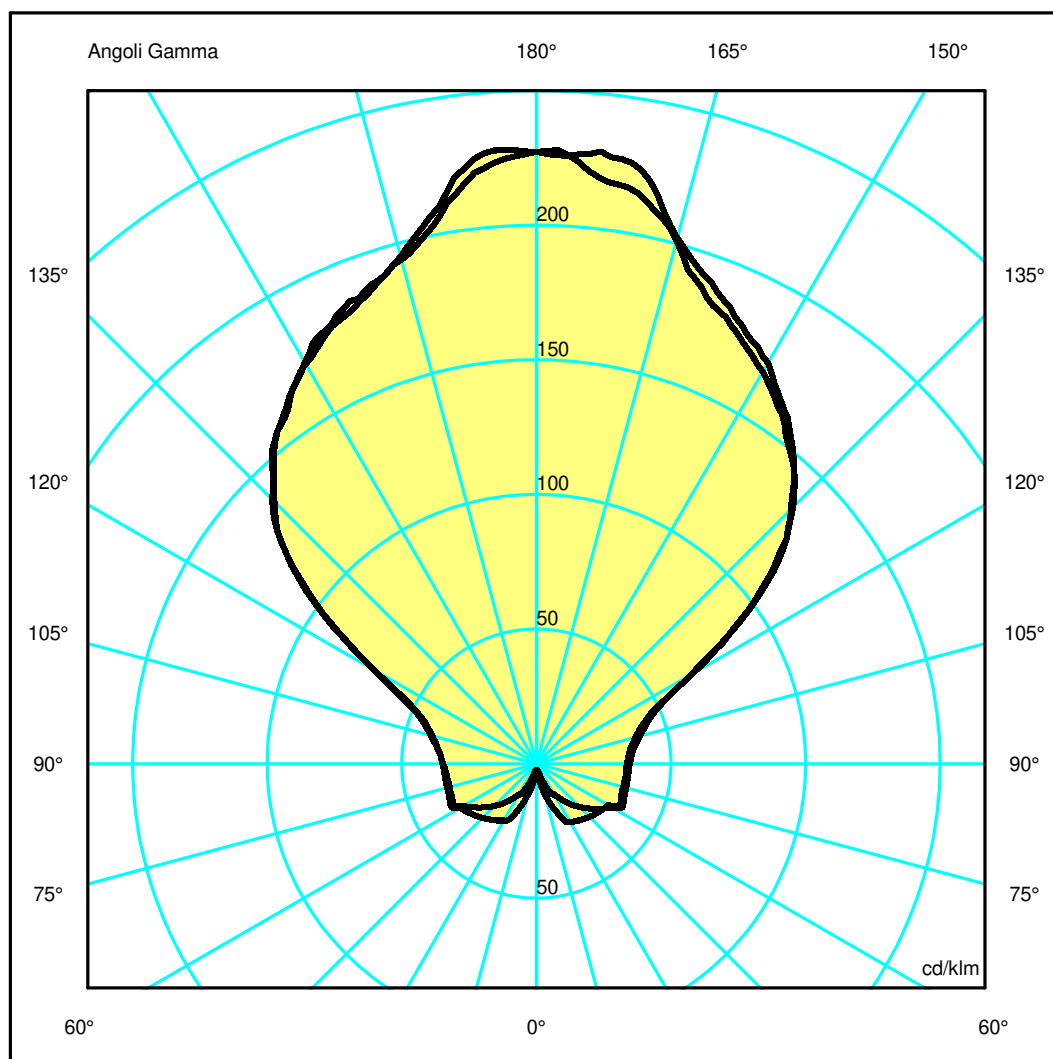
Measurum.

Code FTS1701768-A
Name LAGUNA 37 T BRONZE

Luminaire Flux	1507 lm	Luminaire Power	17.0 W	Efficacy	88.657 lm/W	Efficiency	76.12%
Source Flux	1980 lm	Maximum value	231.13 cd/klm	Position	C=310.00 G=178.00	CG	Asymmetrical
Round Luminaire		Diam.	370 mm	Height	540 mm		
Round Luminous Area		Diam.	370 mm	Height	370 mm		
Horizontal Luminous Area			0.107521 m2	Emitting area on Plane 180°			0.136900 m2
Emitting area on Plane 0°			0.136900 m2	Emitting area on Plane 270°			0.136900 m2
Emitting area on Plane 90°			0.136900 m2	Glare area at 76°			0.158845 m2
Coordinate system		CG		Symmetry Type		Asymmetrical	
Date		17-01-2022		Maximum Gamma Angle		180	
Measurement Distance		0.00		Measurement Flux		1980 lm	
Lamping=LED 1x17W (E27) CCT=3000K CRI=80							
C.I.E.	15 40 70 24 76			D DIN 5040		D13	
F UTE	--			B NBN		BZ 10	



ULOR 58.22 %
DLOR 17.90 %
RN 76.49 %



Luminaire

Code 1809160A
Name LAGUNA 37 T BRONZE

Measurment

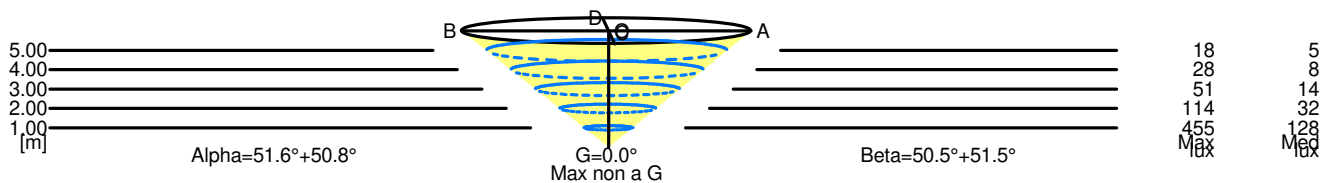
Code FTS1701768-A
Name LAGUNA 37 T BRONZE

Luminaire Flux	1507 lm	Luminaire Power	17.0 W	Efficacy	88.657 lm/W	Efficiency	76.12%
Source Flux	1980 lm	Maximum value	231.13 cd/klm	Position	C=310.00 G=178.00	CG	Asymmetrical
Round Luminaire		Diam.	370 mm	Height	540 mm		
Round Luminous Area		Diam.	370 mm	Height	370 mm		
Horizontal Luminous Area		0.107521 m2		Emitting area on Plane 180°		0.136900 m2	
Emitting area on Plane 0°		0.136900 m2		Emitting area on Plane 270°		0.136900 m2	
Emitting area on Plane 90°		0.136900 m2		Glare area at 76°		0.158845 m2	
Coordinate system		CG		Symmetry Type		Asymmetrical	
Date		17-01-2022		Maximum Gamma Angle		180	
Measurement Distance		0.00		Measurement Flux		1980 lm	
Lamping=LED 1x17W (E27) CCT=3000K CRI=80							
C.I.E.	15 40 70 24 76			D DIN 5040	D13		
F UTE	--			B NBN	BZ 10		

Width at 50.00 % of Max Intensity

H[m]	1.00	2.00	3.00	4.00	5.00	H[m]	1.00	2.00	3.00	4.00	5.00
OA	1.23	2.45	3.68	4.90	6.13	OC	1.21	2.42	3.63	4.85	6.06
OB	1.26	2.53	3.79	5.05	6.32	OD	1.26	2.52	3.77	5.03	6.29

	Luminous Intensities [cd/klm]									
	0	5	15	25	35	45	55	65	75	85
OA	450.15	438.00	398.00	349.23	314.27	265.18	183.37	97.22	75.34	67.80
OB	450.15	439.70	383.76	356.80	320.56	275.18	191.60	104.09	80.63	70.96
OC	450.15	450.11	400.16	356.36	317.65	266.94	182.02	99.44	78.70	70.21
OD	450.15	450.45	386.16	355.29	318.60	272.84	190.85	102.45	79.42	70.96



5.00	12.45	18	5		
4.00	9.96	28	8		
3.00	7.47	51	14		
2.00	4.98	114	32		
1.00	2.49	455	128		
H[m]	D[m]	Max lux	Med lux	Alpha=51.6°+50.8°	Max non a G G=0.0°

5.00	12.35	18	5		
4.00	9.88	28	8		
3.00	7.41	51	14		
2.00	4.94	114	32		
1.00	2.47	455	128		
H[m]	D[m]	Max lux	Med lux	Beta=51.5°+50.5°	Max non a G G=0.0°