

Luminaire

Code 1835010APP
Name MIMESI LED F - APP COMPATIBILE

Measur.

Code FTS1901548
Name MIMESI LED F - APP COMPATIBILE

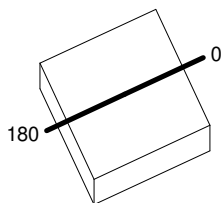
Luminaire Flux	3733.46 lm	Luminaire Power	42.00 W	Efficacy	88.89 lm/W	Efficiency	100.00%
Lamps Flux	3733.46 lm	Maximum value	457.85 cd/klm	Position	C=0.00 G=179.00	CG	Rotosymmetrical
Rectangular Luminaire Round Luminous Area		Length Diam.	120 mm 27 mm	Width Height	120 mm 0 mm	Height	120 mm
Horizontal Luminous Area Emitting area on Plane 0° Emitting area on Plane 90°		0.000573 m2 0.000000 m2 0.000000 m2		Emitting area on Plane 180° Emitting area on Plane 270° Glare area at 76°		0.000000 m2 0.000000 m2 0.000139 m2	
Coordinate system Date Measurement Distance		CG 17-02-2016 0.00		Symmetry Type Maximum Gamma Angle Measurement Flux		Rotosymmetrical 180 3733.46 lm	

LED Flux=4553lm LED Power=40W Eff=82% EfcLed=114lm/W EfcLum=89lm/W Ra=90 SDCM=3 L70(6K)=50000h

C.I.E. 0 0 0 0 100
F UTE 1.00 T

D DIN 5040 --
B NBN BZ 10

120mm x 120mm



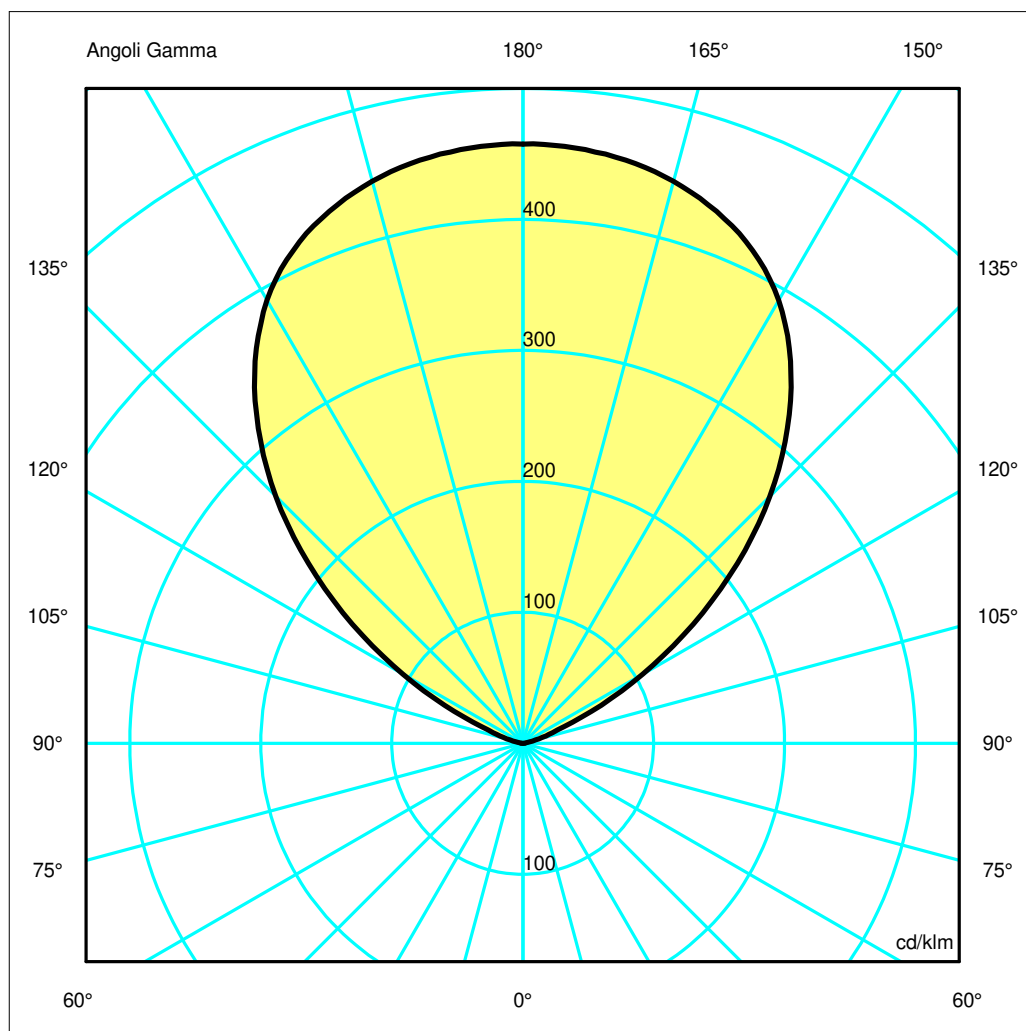
Semipiani C

180.0 ——— 0.0

ULOR100.00 %

DLOR 0.00 %

RN100.00 %



Luminaire

Code 1835010APP
Name MIMESI LED F - APP COMPATIBILE

Measurement

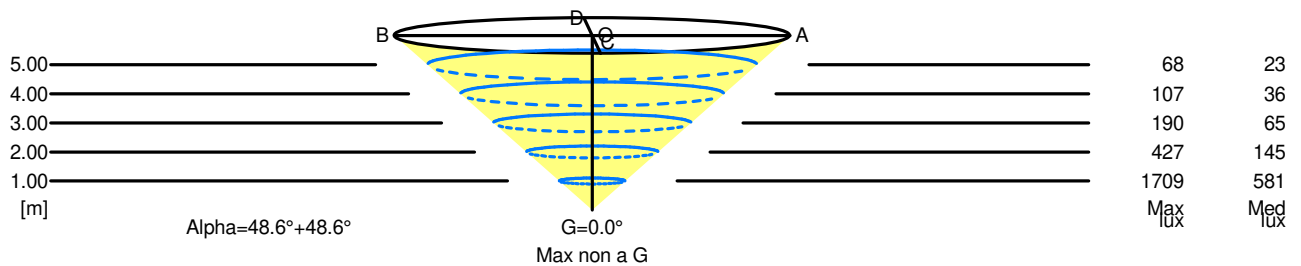
Code FTS1901548
Name MIMESI LED F - APP COMPATIBILE

Luminaire Flux	3733.46 lm	Luminaire Power	42.00 W	Efficacy	88.89 lm/W	Efficiency	100.00%
Lamps Flux	3733.46 lm	Maximum value	457.85 cd/klm	Position	C=0.00 G=179.00	CG	Rotosymmetrical
Rectangular Luminaire Round Luminous Area	Length Diam.	120 mm 27 mm	Width Height	120 mm 0 mm	Height	120 mm	
Horizontal Luminous Area Emitting area on Plane 0° Emitting area on Plane 90°	0.000573 m2 0.000000 m2 0.000000 m2	Emitting area on Plane 180° Emitting area on Plane 270° Glare area at 76°	0.000000 m2 0.000000 m2 0.000139 m2				
Coordinate system Date Measurement Distance	CG 17-02-2016 0.00	Symmetry Type Maximum Gamma Angle Measurement Flux	Rotosymmetrical 180 3733.46 lm				
LED Flux=4553lm LED Power=40W Eff=82% EfcLed=114lm/W EfcLum=89lm/W Ra=90 SDCM=3 L70(6K)=50000h							
C.I.E. F UTE	0 0 0 0 100 1.00 T	D DIN 5040 B NBN	-- BZ 10				

Width at 50.00 % of Max Intensity

H[m]	1.00	2.00	3.00	4.00	5.00	H[m]	1.00	2.00	3.00	4.00	5.00
OA	1.13	2.27	3.40	4.54	5.67	OC	1.13	2.27	3.40	4.54	5.67
OB	1.13	2.27	3.40	4.54	5.67	OD	1.13	2.27	3.40	4.54	5.67

	Luminous Intensities [cd/klm]									
	0	5	15	25	35	45	55	65	75	85
OA	1708.57	1704.33	1659.38	1550.26	1330.98	995.20	592.82	215.86	38.08	2.33
OB	1708.57	1704.33	1659.38	1550.26	1330.98	995.20	592.82	215.86	38.08	2.33
OC	1708.57	1704.33	1659.38	1550.26	1330.98	995.20	592.82	215.86	38.08	2.33
OD	1708.57	1704.33	1659.38	1550.26	1330.98	995.20	592.82	215.86	38.08	2.33



5.00	11.35	68	23	
4.00	9.08	107	36	
3.00	6.81	190	65	
2.00	4.54	427	145	
1.00	2.27	1709	581	
H[m]	D[m]	Max lux	Med lux	Alpha=48.6°+48.6° Max non a G G=0.0