

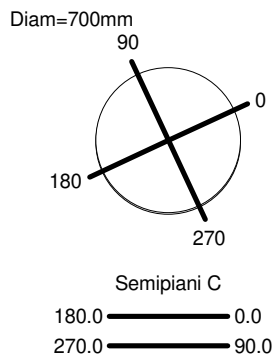
Luminaire

Code 1992030APP
Name DISCOVERY VERTICAL 70 - APP COMPATIB.NRO

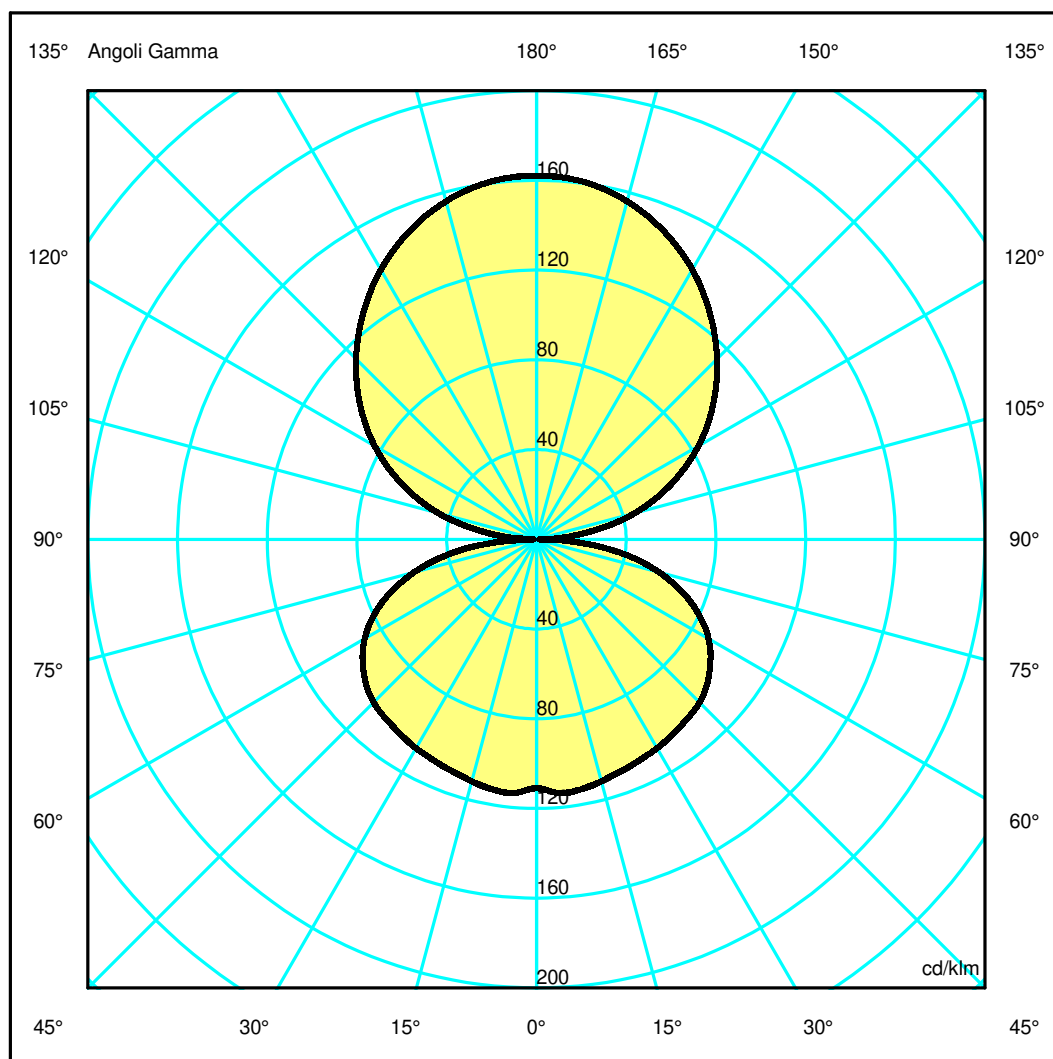
Measurerm.

Code FTS1802403
Name DISCOVERY VERTICAL 70 - APP COMPATIB.NRO

Luminaire Flux	2857 lm	Luminaire Power	40.0 W	Efficacy	71.437 lm/W	Efficiency	100.00%
Source Flux	2857 lm	Maximum value	162.13 cd/klm	Position	C=0.00 G=180.00	CG	Asymmetrical
Round Luminaire		Diam.	700 mm	Height	17 mm		
Round Luminous Area		Diam.	635 mm	Height	0 mm		
Horizontal Luminous Area			0.316692 m2	Emitting area on Plane 180°			0.000000 m2
Emitting area on Plane 0°			0.000000 m2	Emitting area on Plane 270°			0.000000 m2
Emitting area on Plane 90°			0.000000 m2	Glare area at 76°			0.076615 m2
Coordinate system		CG		Symmetry Type		Asymmetrical	
Date		03-12-2020		Maximum Gamma Angle		180	
Measurement Distance		0.00		Measurement Flux		2857 lm	
LED Flux=5162,57lm LED Power=35W Eff=55% EfcLed=148lm/W EfcLum=71lm/W CCT=3000K Ra=90 SDCM=3 L70(6K)=50000 h							
C.I.E.	35 67 91 48 100			D DIN 5040	C22		
F UTE	0.48 G + 0.52 T			B NBN	BZ 6		



ULOR 51.51 %
DLOR 48.49 %
RN 51.51 %



Luminaire

Code 1992030APP
Name DISCOVERY VERTICAL 70 - APP COMPATIB.NRO

Measur.

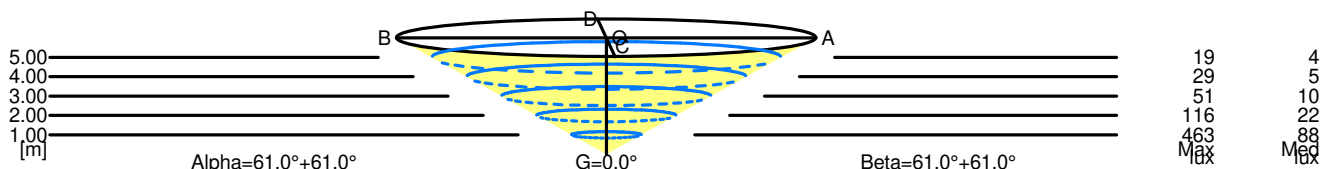
Code FTS1802403
Name DISCOVERY VERTICAL 70 - APP COMPATIB.NRO

Luminaire Flux	2857 lm	Luminaire Power	40.0 W	Efficacy	71.437 lm/W	Efficiency	100.00%
Source Flux	2857 lm	Maximum value	162.13 cd/klm	Position	C=0.00 G=180.00	CG	Asymmetrical
Round Luminaire		Diam.	700 mm	Height	17 mm		
Round Luminous Area		Diam.	635 mm	Height	0 mm		
Horizontal Luminous Area			0.316692 m2	Emitting area on Plane 180°			0.000000 m2
Emitting area on Plane 0°			0.000000 m2	Emitting area on Plane 270°			0.000000 m2
Emitting area on Plane 90°			0.000000 m2	Glare area at 76°			0.076615 m2
Coordinate system		CG		Symmetry Type			Asymmetrical
Date		03-12-2020		Maximum Gamma Angle			180
Measurement Distance		0.00		Measurement Flux			2857 lm
LED Flux=5162,57lm LED Power=35W Eff=55% EfcLed=148lm/W EfcLum=71lm/W CCT=3000K Ra=90 SDCM=3 L70(6K)=50000 h							
C.I.E.	35 67 91 48 100			D DIN 5040		C22	
F UTE	0.48 G + 0.52 T			B NBN		BZ 6	

Width at 50.00 % of Max Intensity

H[m]	1.00	2.00	3.00	4.00	5.00	H[m]	1.00	2.00	3.00	4.00	5.00
OA	1.80	3.61	5.41	7.22	9.02	OC	1.80	3.61	5.41	7.22	9.02
OB	1.80	3.61	5.41	7.22	9.02	OD	1.80	3.61	5.41	7.22	9.02

	Luminous Intensities [cd/klm]									
	0	5	15	25	35	45	55	65	75	85
OA	463.27	461.76	445.88	415.92	374.79	325.22	269.06	204.32	130.18	41.76
OB	463.27	461.76	445.88	415.92	374.79	325.22	269.06	204.32	130.18	41.76
OC	463.27	461.76	445.88	415.92	374.79	325.22	269.06	204.32	130.18	41.76
OD	463.27	461.76	445.88	415.92	374.79	325.22	269.06	204.32	130.18	41.76



5.00	18.05	19	4	
4.00	14.44	29	5	
3.00	10.83	51	10	
2.00	7.22	116	22	
1.00	3.61	463	88	
H[m]	D[m]	Max lux	Med lux	Alpha=61.0°+61.0° G=0.0

5.00	18.04	19	4	
4.00	14.43	29	5	
3.00	10.83	51	10	
2.00	7.22	116	22	
1.00	3.61	463	88	
H[m]	D[m]	Max lux	Med lux	Beta=61.0°+61.0° G=0.0