

Luminaire

Code 1992210A_N
Name DISCOVERY VERTICAL 70 TW - COLD

Measurem.

Code FTS2000385
Name DISCOVERY VERTICAL 70 TW - COLD

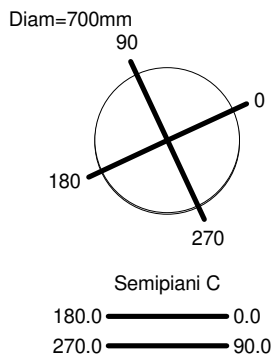
Luminaire Flux	3343 lm	Luminaire Power	50.0 W	Efficacy	66.860 lm/W	Efficiency	100.00%
Source Flux	3343 lm	Maximum value	160.92 cd/klm	Position	C=0.00 G=180.00	CG	Asymmetrical
Round Luminaire		Diam.	700 mm	Height	17 mm		
Round Luminous Area		Diam.	635 mm	Height	0 mm		
Horizontal Luminous Area			0.316692 m ²	Emitting area on Plane 180°			0.000000 m ²
Emitting area on Plane 0°			0.000000 m ²	Emitting area on Plane 270°			0.000000 m ²
Emitting area on Plane 90°			0.000000 m ²	Glare area at 76°			0.076615 m ²
Coordinate system		CG		Symmetry Type		Asymmetrical	
Date		11-11-2020		Maximum Gamma Angle		180	
Measurement Distance		0.00		Measurement Flux		3343 lm	

LED Flux=5529,72lm LED Power=42W Eff=60% EfcLed=132lm/W EfcLum=67lm/W CCT=6500K Ra=80 - L70(6K)=60000 h

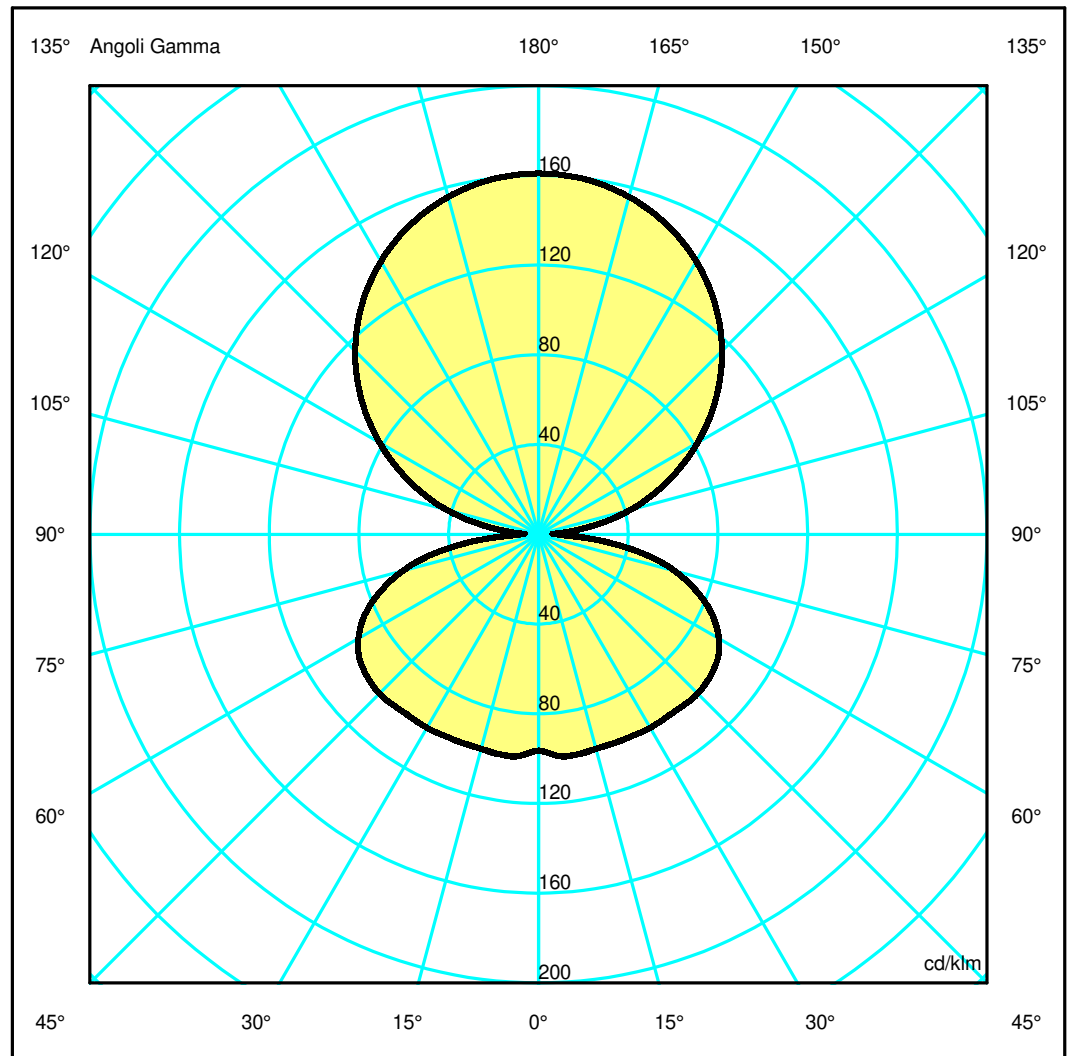
C.I.E. 32 64 89 49 100
F UTE 0.49 I + 0.51 T

D DIN 5040
B NBN

C22
BZ 6



ULOR 51.23 %
DLOR 48.77 %
RN 51.23 %



Luminaire

Code 1992210A_N
Name DISCOVERY VERTICAL 70 TW - COLD

Measurment.

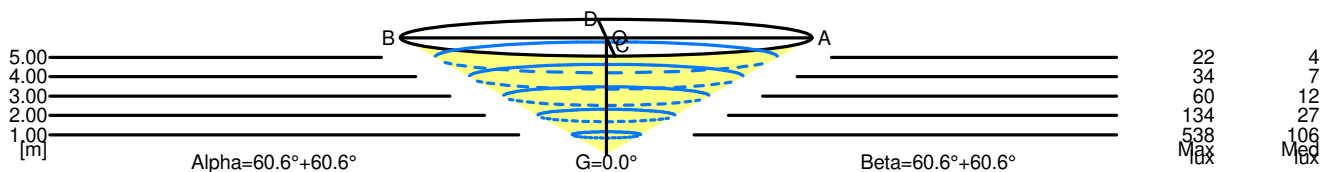
Code FTS2000385
Name DISCOVERY VERTICAL 70 TW - COLD

Luminaire Flux	3343 lm	Luminaire Power	50.0 W	Efficacy	66.860 lm/W	Efficiency	100.00%
Source Flux	3343 lm	Maximum value	160.92 cd/klm	Position	C=0.00 G=180.00	CG	Asymmetrical
Round Luminaire		Diam.	700 mm	Height	17 mm		
Round Luminous Area		Diam.	635 mm	Height	0 mm		
Horizontal Luminous Area			0.316692 m2	Emitting area on Plane 180°			0.000000 m2
Emitting area on Plane 0°			0.000000 m2	Emitting area on Plane 270°			0.000000 m2
Emitting area on Plane 90°			0.000000 m2	Glare area at 76°			0.076615 m2
Coordinate system		CG		Symmetry Type			Asymmetrical
Date		11-11-2020		Maximum Gamma Angle			180
Measurement Distance		0.00		Measurement Flux			3343 lm
LED Flux=5529,72lm LED Power=42W Eff=60% EfcLed=132lm/W EfcLum=67lm/W CCT=6500K Ra=80 - L70(6K)=60000 h							
C.I.E.	32 64 89 49 100			D DIN 5040	C22		
F UTE	0.49 I + 0.51 T			B NBN	BZ 6		

Width at 50.00 % of Max Intensity

H[m]	1.00	2.00	3.00	4.00	5.00	H[m]	1.00	2.00	3.00	4.00	5.00
OA	1.77	3.55	5.32	7.09	8.86	OC	1.77	3.55	5.32	7.09	8.86
OB	1.77	3.55	5.32	7.09	8.86	OD	1.77	3.55	5.32	7.09	8.86

	Luminous Intensities [cd/klm]									
	0	5	15	25	35	45	55	65	75	85
OA	537.94	536.02	520.67	490.56	445.64	386.62	314.26	231.28	141.75	43.48
OB	537.94	536.02	520.67	490.56	445.64	386.62	314.26	231.28	141.75	43.48
OC	537.94	536.02	520.67	490.56	445.64	386.62	314.26	231.28	141.75	43.48
OD	537.94	536.02	520.67	490.56	445.64	386.62	314.26	231.28	141.75	43.48



5.00	17.73	22	4	
4.00	14.18	34	7	
3.00	10.64	60	12	
2.00	7.09	134	27	
1.00	3.55	538	106	
H[m]	D[m]	Max lux	Med lux	Alpha=60.6°+60.6° G=0.0

5.00	17.73	22	4	
4.00	14.18	34	7	
3.00	10.64	60	12	
2.00	7.09	134	27	
1.00	3.55	538	106	
H[m]	D[m]	Max lux	Med lux	Beta=60.6°+60.6° G=0.0