

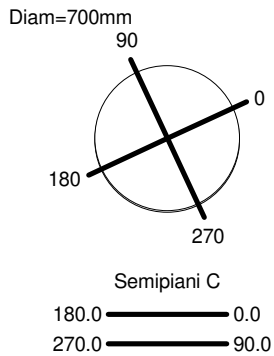
Luminaire

Code 1992330A
Name DISCOVERY VERTICAL 70 RGB+W NRO

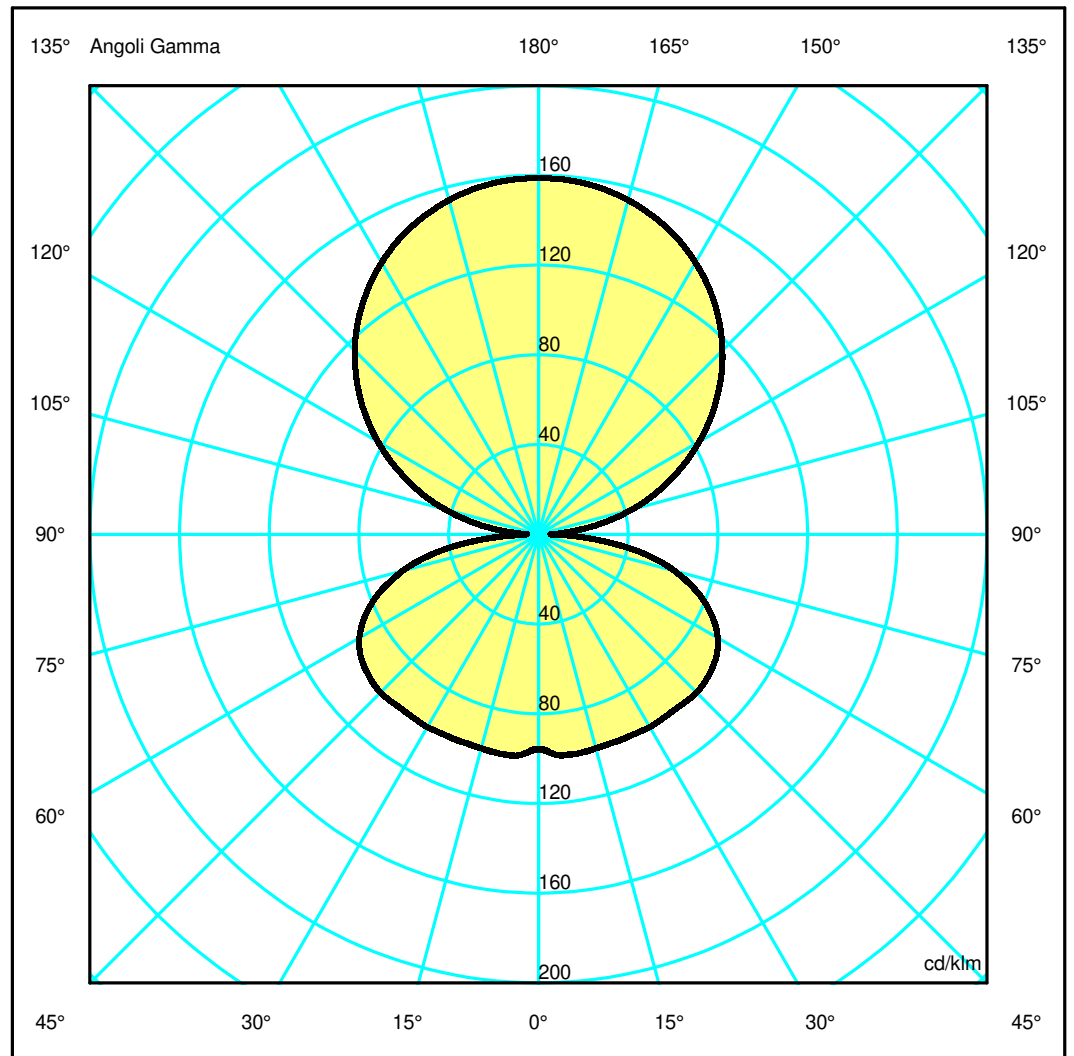
Measurem.

Code FTS2000395
Name DISCOVERY VERTICAL 70 RGB+W NRO

Luminaire Flux	2471 lm	Luminaire Power	42.0 W	Efficacy	58.833 lm/W	Efficiency	100.00%
Source Flux	2471 lm	Maximum value	158.85 cd/klm	Position	C=0.00 G=180.00	CG	Asymmetrical
Round Luminaire		Diam.	700 mm	Height	17 mm		
Round Luminous Area		Diam.	635 mm	Height	0 mm		
Horizontal Luminous Area			0.316692 m ²	Emitting area on Plane 180°			0.000000 m ²
Emitting area on Plane 0°			0.000000 m ²	Emitting area on Plane 270°			0.000000 m ²
Emitting area on Plane 90°			0.000000 m ²	Glare area at 76°			0.076615 m ²
Coordinate system		CG		Symmetry Type		Asymmetrical	
Date		11-11-2020		Maximum Gamma Angle		180	
Measurement Distance		0.00		Measurement Flux		2471 lm	
LED Flux=3638,58lm LED Power=36,6W Eff=68% EfcLed=99lm/W EfcLum=59lm/W L70(6K)=60000 h							
C.I.E.	32 64 89 49 100			D DIN 5040		C22	
F UTE	0.49 I + 0.51 T			B NBN		BZ 6	



ULOR 51.45 %
DLOR 48.55 %
RN 51.45 %



Luminaire

Code 1992330A
Name DISCOVERY VERTICAL 70 RGB+W NRO

Measurerm.

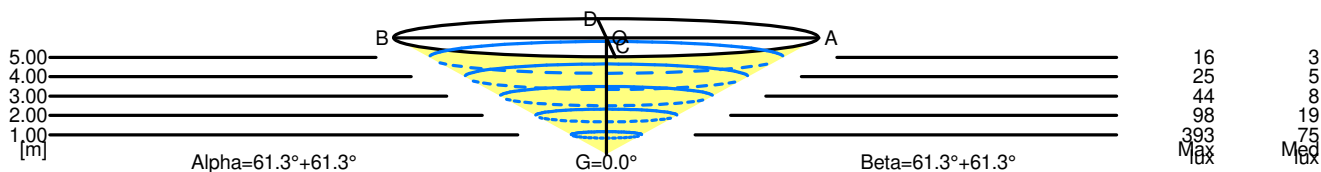
Code FTS2000395
Name DISCOVERY VERTICAL 70 RGB+W NRO

Luminaire Flux	2471 lm	Luminaire Power	42.0 W	Efficacy	58.833 lm/W	Efficiency	100.00%
Source Flux	2471 lm	Maximum value	158.85 cd/klm	Position	C=0.00 G=180.00	CG	Asymmetrical
Round Luminaire		Diam.	700 mm	Height	17 mm		
Round Luminous Area		Diam.	635 mm	Height	0 mm		
Horizontal Luminous Area			0.316692 m2	Emitting area on Plane 180°			0.000000 m2
Emitting area on Plane 0°			0.000000 m2	Emitting area on Plane 270°			0.000000 m2
Emitting area on Plane 90°			0.000000 m2	Glare area at 76°			0.076615 m2
Coordinate system		CG		Symmetry Type			Asymmetrical
Date		11-11-2020		Maximum Gamma Angle			180
Measurement Distance		0.00		Measurement Flux			2471 lm
LED Flux=3638,58lm LED Power=36,6W Eff=68% EfcLed=99lm/W EfcLum=59lm/W L70(6K)=60000 h							
C.I.E.	32 64 89 49 100			D DIN 5040		C22	
F UTE	0.49 I + 0.51 T			B NBN		BZ 6	

Width at 50.00 % of Max Intensity

H[m]	1.00	2.00	3.00	4.00	5.00	H[m]	1.00	2.00	3.00	4.00	5.00
OA	1.83	3.66	5.49	7.31	9.14	OC	1.83	3.66	5.49	7.31	9.14
OB	1.83	3.66	5.49	7.31	9.14	OD	1.83	3.66	5.49	7.31	9.14

	Luminous Intensities [cd/klm]									
	0	5	15	25	35	45	55	65	75	85
OA	392.53	391.57	381.21	360.27	328.62	286.34	233.94	173.26	107.13	35.80
OB	392.53	391.57	381.21	360.27	328.62	286.34	233.94	173.26	107.13	35.80
OC	392.53	391.57	381.21	360.27	328.62	286.34	233.94	173.26	107.13	35.80
OD	392.53	391.57	381.21	360.27	328.62	286.34	233.94	173.26	107.13	35.80



5.00	18.28	16	3		
4.00	14.63	25	5		
3.00	10.97	44	8		
2.00	7.31	98	19		
1.00	3.66	393	75		
H[m]	D[m]	Max lux	Med lux	Alpha=61.3°+61.3°	G=0.0

5.00	18.29	16	3		
4.00	14.63	25	5		
3.00	10.97	44	8		
2.00	7.31	98	19		
1.00	3.66	393	75		
H[m]	D[m]	Max lux	Med lux	Beta=61.3°+61.3°	G=0.0