

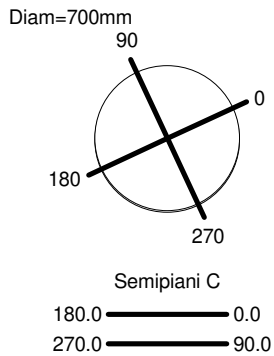
Luminaire

Code 1992360A_B
Name DISCOVERY VERTICAL 70 RGB+W BZO - BLUE

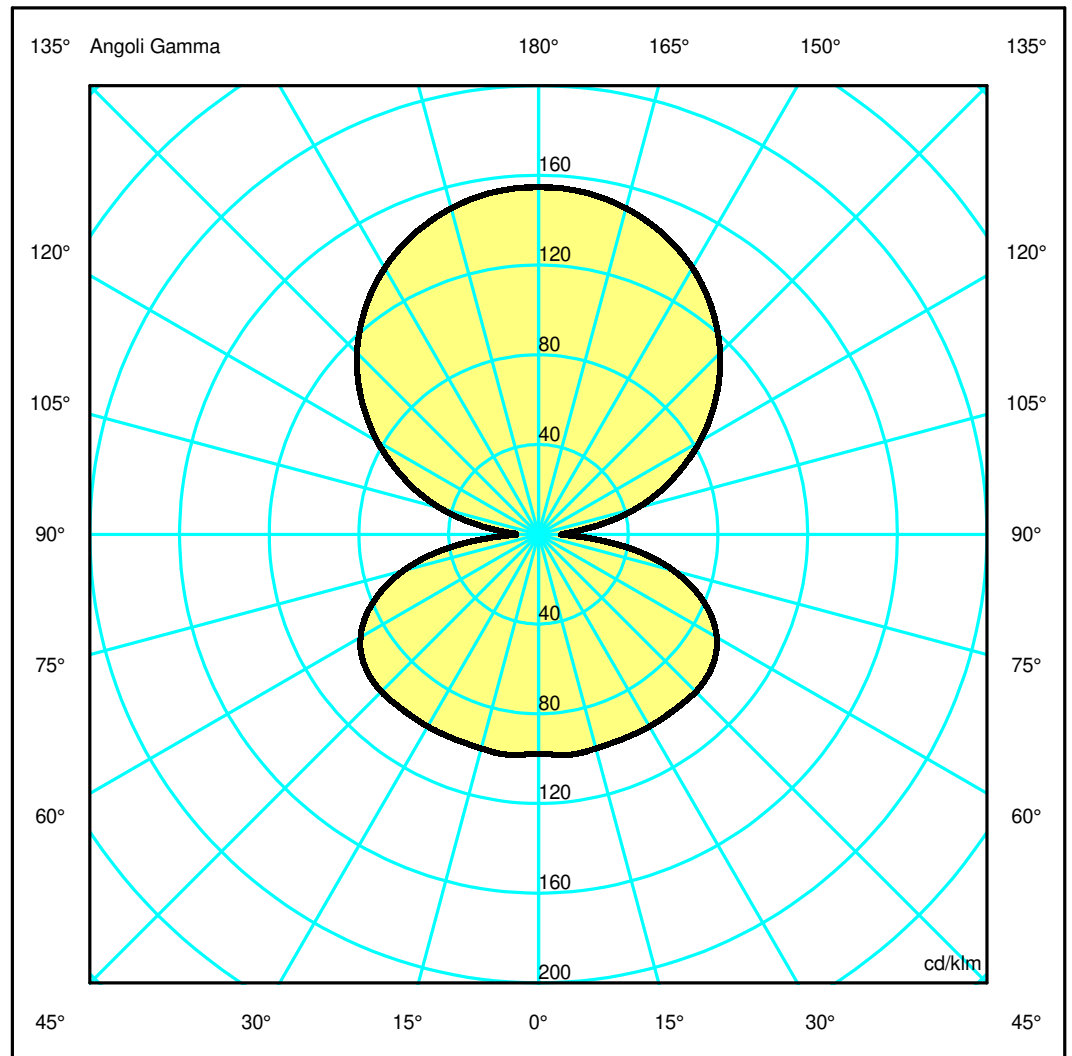
Measurment.

Code FTS2000392
Name DISCOVERY VERTICAL 70 RGB+W BZO - BLUE

Luminaire Flux	75 lm	Luminaire Power	7.0 W	Efficacy	10.714 lm/W	Efficiency	100.00%
Source Flux	75 lm	Maximum value	154.80 cd/klm	Position	C=0.00 G=180.00	CG	Asymmetrical
Round Luminaire		Diam.	700 mm	Height	17 mm		
Round Luminous Area		Diam.	635 mm	Height	0 mm		
Horizontal Luminous Area			0.316692 m2	Emitting area on Plane 180°			0.000000 m2
Emitting area on Plane 0°			0.000000 m2	Emitting area on Plane 270°			0.000000 m2
Emitting area on Plane 90°			0.000000 m2	Glare area at 76°			0.076615 m2
Coordinate system		CG		Symmetry Type		Asymmetrical	
Date		11-11-2020		Maximum Gamma Angle		180	
Measurement Distance		0.00		Measurement Flux		75 lm	
LED Flux=100,64lm LED Power=3,7W Eff=75% EfcLed=27lm/W EfcLum=11lm/W L70(6K)=60000 h							
C.I.E.	32 63 89 49 100			D DIN 5040		C22	
F UTE	0.49 I + 0.51 T			B NBN		BZ 6	



ULOR 51.50 %
DLOR 48.50 %
RN 51.50 %



Luminaire

Code 1992360A_B
Name DISCOVERY VERTICAL 70 RGB+W BZO - BLUE

Measurement

Code FTS2000392
Name DISCOVERY VERTICAL 70 RGB+W BZO - BLUE

Luminaire Flux	75 lm	Luminaire Power	7.0 W	Efficacy	10.714 lm/W	Efficiency	100.00%
Source Flux	75 lm	Maximum value	154.80 cd/klm	Position	C=0.00 G=180.00	CG	Asymmetrical
Round Luminaire		Diam.	700 mm	Height	17 mm		
Round Luminous Area		Diam.	635 mm	Height	0 mm		
Horizontal Luminous Area			0.316692 m2	Emitting area on Plane 180°			0.000000 m2
Emitting area on Plane 0°			0.000000 m2	Emitting area on Plane 270°			0.000000 m2
Emitting area on Plane 90°			0.000000 m2	Glare area at 76°			0.076615 m2
Coordinate system		CG		Symmetry Type			Asymmetrical
Date		11-11-2020		Maximum Gamma Angle			180
Measurement Distance		0.00		Measurement Flux			75 lm

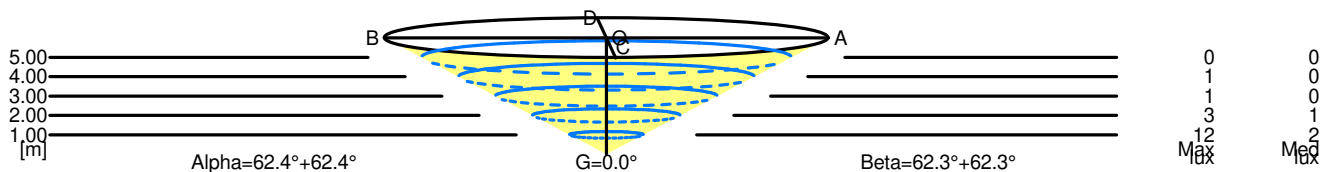
LED Flux=100,64lm LED Power=3,7W Eff=75% EfcLed=27lm/W EfcLum=11lm/W L70(6K)=60000 h

C.I.E.	32 63 89 49 100	D DIN 5040	C22
F UTE	0.49 I + 0.51 T	B NBN	BZ 6

Width at 50.00 % of Max Intensity

H[m]	1.00	2.00	3.00	4.00	5.00	H[m]	1.00	2.00	3.00	4.00	5.00
OA	1.91	3.82	5.73	7.64	9.55	OC	1.91	3.82	5.73	7.63	9.54
OB	1.91	3.82	5.73	7.64	9.55	OD	1.91	3.82	5.73	7.63	9.54

	Luminous Intensities [cd/klm]									
	0	5	15	25	35	45	55	65	75	85
OA	11.61	11.59	11.29	10.69	9.79	8.58	7.07	5.32	3.42	1.25
OB	11.61	11.59	11.29	10.69	9.79	8.58	7.07	5.32	3.42	1.25
OC	11.61	11.59	11.29	10.69	9.79	8.58	7.07	5.32	3.42	1.25
OD	11.61	11.59	11.29	10.69	9.79	8.58	7.07	5.32	3.42	1.25



5.00	19.10	0	0		
4.00	15.28	1	0		
3.00	11.46	1	0		
2.00	7.64	3	1		
1.00	3.82	12	2		
H[m]	D[m]	Max lux	Med lux	Alpha=62.4°+62.4°	G=0.0

5.00	19.09	0	0		
4.00	15.27	1	0		
3.00	11.45	1	0		
2.00	7.63	3	1		
1.00	3.82	12	2		
H[m]	D[m]	Max lux	Med lux	Beta=62.3°+62.3°	G=0.0