

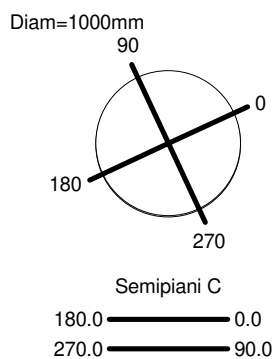
Luminaire

Code 1993230A_W
Name DISCOVERY VERTICAL 100 TW NRO - WARM

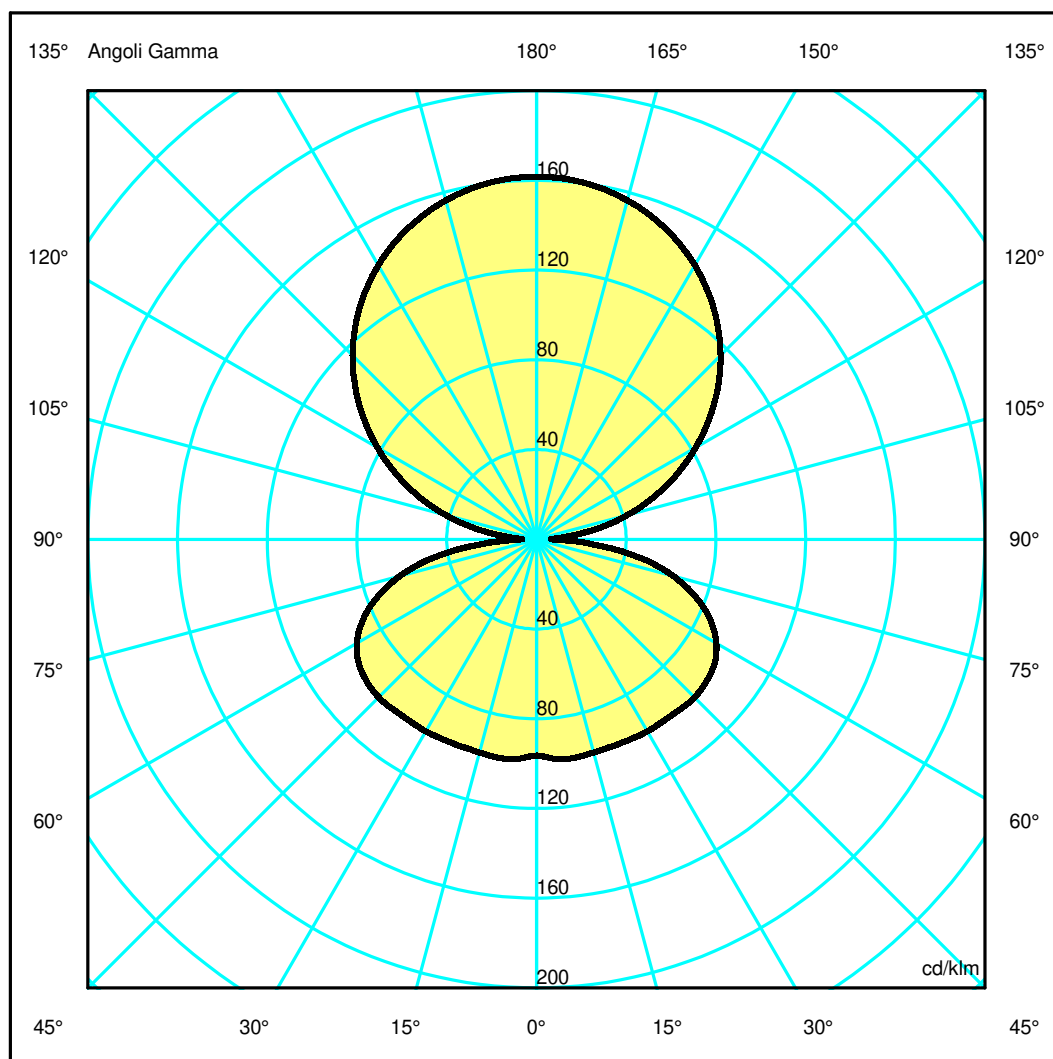
Measurerm.

Code FTS2000408
Name DISCOVERY VERTICAL 100 TW NRO - WARM

Luminaire Flux	4637 lm	Luminaire Power	71.0 W	Efficacy	65.310 lm/W	Efficiency	100.00%
Source Flux	4637 lm	Maximum value	161.73 cd/klm	Position	C=0.00 G=180.00	CG	Asymmetrical
Round Luminaire		Diam.	1000 mm	Height	17 mm		
Round Luminous Area		Diam.	950 mm	Height	0 mm		
Horizontal Luminous Area			0.708822 m2	Emitting area on Plane 180°			0.000000 m2
Emitting area on Plane 0°			0.000000 m2	Emitting area on Plane 270°			0.000000 m2
Emitting area on Plane 90°			0.000000 m2	Glare area at 76°			0.171480 m2
Coordinate system		CG		Symmetry Type		Asymmetrical	
Date		11-11-2020		Maximum Gamma Angle		180	
Measurement Distance		0.00		Measurement Flux		4637 lm	
LED Flux=7545,44lm LED Power=60W Eff=61% EfcLed=126lm/W EfcLum=65lm/W CCT=2700K Ra=80 - L70(6K)=60000 h							
C.I.E.	32 63 89 49 100			D DIN 5040	C22		
F UTE	0.49 I + 0.51 T			B NBN	BZ 6		



ULOR 51.32 %
DLOR 48.68 %
RN 51.32 %



Luminaire

Code 1993230A_W
Name DISCOVERY VERTICAL 100 TW NRO - WARM

Measurerm.

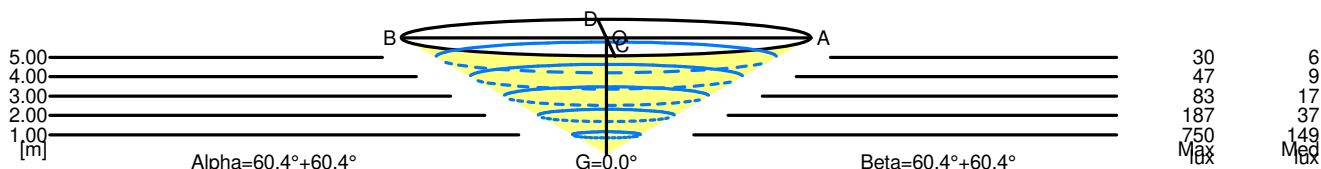
Code FTS2000408
Name DISCOVERY VERTICAL 100 TW NRO - WARM

Luminaire Flux	4637 lm	Luminaire Power	71.0 W	Efficacy	65.310 lm/W	Efficiency	100.00%
Source Flux	4637 lm	Maximum value	161.73 cd/klm	Position	C=0.00 G=180.00	CG	Asymmetrical
Round Luminaire		Diam.	1000 mm	Height	17 mm		
Round Luminous Area		Diam.	950 mm	Height	0 mm		
Horizontal Luminous Area			0.708822 m2	Emitting area on Plane 180°			0.000000 m2
Emitting area on Plane 0°			0.000000 m2	Emitting area on Plane 270°			0.000000 m2
Emitting area on Plane 90°			0.000000 m2	Glare area at 76°			0.171480 m2
Coordinate system		CG		Symmetry Type		Asymmetrical	
Date		11-11-2020		Maximum Gamma Angle		180	
Measurement Distance		0.00		Measurement Flux		4637 lm	
LED Flux=7545,44lm LED Power=60W Eff=61% EfcLed=126lm/W EfcLum=65lm/W CCT=2700K Ra=80 - L70(6K)=60000 h							
C.I.E.	32 63 89 49 100			D DIN 5040	C22		
F UTE	0.49 I + 0.51 T			B NBN	BZ 6		

Width at 50.00 % of Max Intensity

H[m]	1.00	2.00	3.00	4.00	5.00	H[m]	1.00	2.00	3.00	4.00	5.00
OA	1.76	3.53	5.29	7.05	8.81	OC	1.76	3.53	5.29	7.05	8.81
OB	1.76	3.53	5.29	7.05	8.81	OD	1.76	3.53	5.29	7.05	8.81

	Luminous Intensities [cd/klm]									
	0	5	15	25	35	45	55	65	75	85
OA	749.94	747.05	725.48	683.24	620.40	537.80	436.43	320.93	195.38	59.80
OB	749.94	747.05	725.48	683.24	620.40	537.80	436.43	320.93	195.38	59.80
OC	749.94	747.05	725.48	683.24	620.40	537.80	436.43	320.93	195.38	59.80
OD	749.94	747.05	725.48	683.24	620.40	537.80	436.43	320.93	195.38	59.80



5.00	17.63	30	6	
4.00	14.10	47	9	
3.00	10.58	83	17	
2.00	7.05	187	37	
1.00	3.53	750	149	
H[m]	D[m]	Max lux	Med lux	Alpha=60.4°+60.4° G=0.0

5.00	17.63	30	6	
4.00	14.10	47	9	
3.00	10.58	83	17	
2.00	7.05	187	37	
1.00	3.53	750	149	
H[m]	D[m]	Max lux	Med lux	Beta=60.4°+60.4° G=0.0