

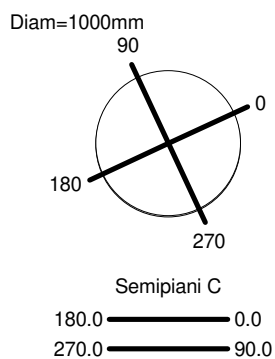
Luminaire

Code 1993330A_B
Name DISCOVERY VERTICAL 100 RGB+W NRO - BLUE

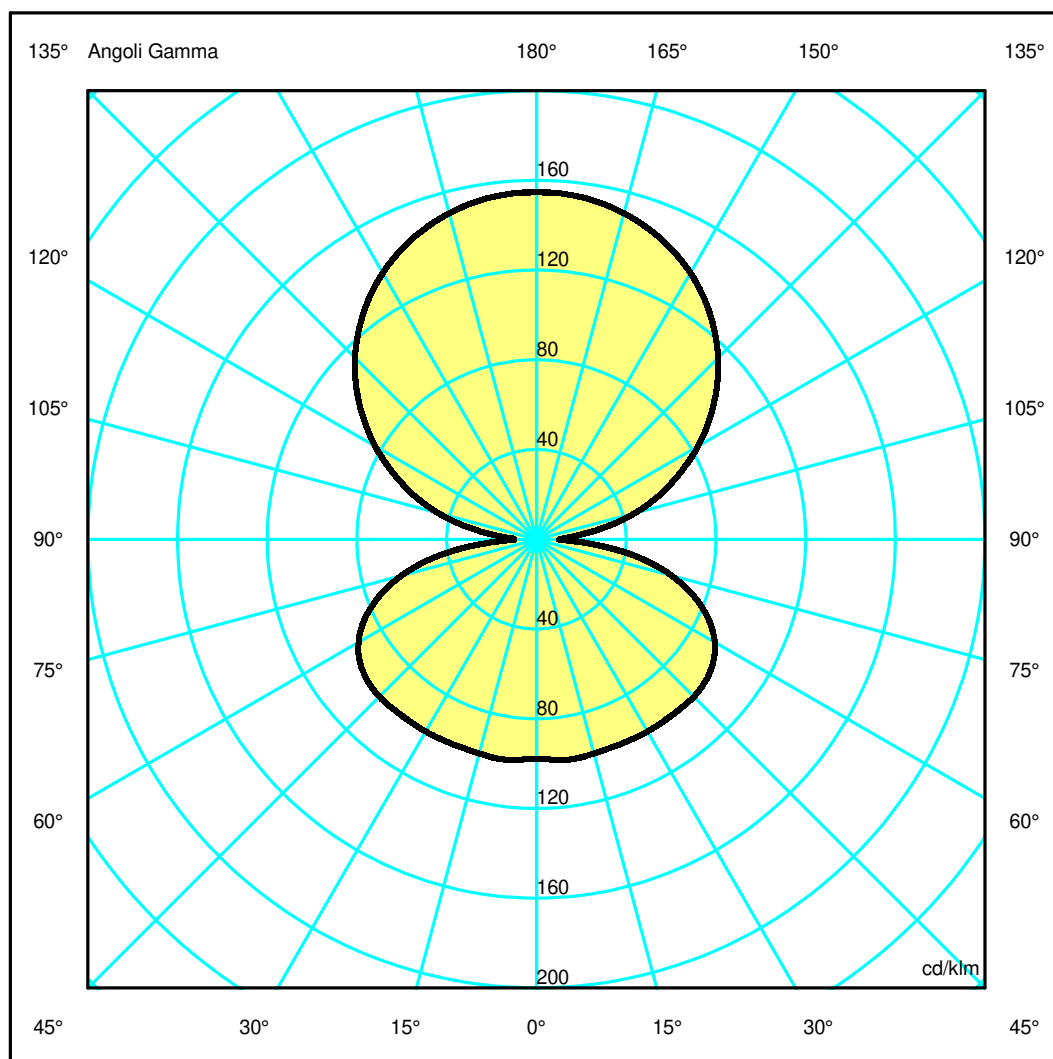
Measurerm.

Code FTS2000416
Name DISCOVERY VERTICAL 100 RGB+W NRO - BLUE

Luminaire Flux	95 lm	Luminaire Power	10.0 W	Efficacy	9.530 lm/W	Efficiency	100.00%
Source Flux	95 lm	Maximum value	154.80 cd/klm	Position	C=0.00 G=180.00	CG	Asymmetrical
Round Luminaire		Diam.	1000 mm	Height	17 mm		
Round Luminous Area		Diam.	950 mm	Height	0 mm		
Horizontal Luminous Area			0.708822 m ²	Emitting area on Plane 180°			0.000000 m ²
Emitting area on Plane 0°			0.000000 m ²	Emitting area on Plane 270°			0.000000 m ²
Emitting area on Plane 90°			0.000000 m ²	Glare area at 76°			0.171480 m ²
Coordinate system		CG		Symmetry Type		Asymmetrical	
Date		11-11-2020		Maximum Gamma Angle		180	
Measurement Distance		0.00		Measurement Flux		95 lm	
LED Flux=134,74lm LED Power=4,95W Eff=71% EfcLed=27lm/W EfcLum=10lm/W L70(6K)=60000 h							
C.I.E.	32 63 89 49 100			D DIN 5040		C22	
F UTE	0.49 I + 0.51 T			B NBN		BZ 6	



ULOR 51.50 %
DLOR 48.50 %
RN 51.50 %



Luminaire

Code 1993330A_B
Name DISCOVERY VERTICAL 100 RGB+W NRO - BLUE

Measurerm.

Code FTS2000416
Name DISCOVERY VERTICAL 100 RGB+W NRO - BLUE

Luminaire Flux	95 lm	Luminaire Power	10.0 W	Efficacy	9.530 lm/W	Efficiency	100.00%
Source Flux	95 lm	Maximum value	154.80 cd/klm	Position	C=0.00 G=180.00	CG	Asymmetrical
Round Luminaire		Diam.	1000 mm	Height	17 mm		
Round Luminous Area		Diam.	950 mm	Height	0 mm		
Horizontal Luminous Area			0.708822 m2	Emitting area on Plane 180°			0.000000 m2
Emitting area on Plane 0°			0.000000 m2	Emitting area on Plane 270°			0.000000 m2
Emitting area on Plane 90°			0.000000 m2	Glare area at 76°			0.171480 m2
Coordinate system		CG		Symmetry Type			Asymmetrical
Date		11-11-2020		Maximum Gamma Angle			180
Measurement Distance		0.00		Measurement Flux			95 lm

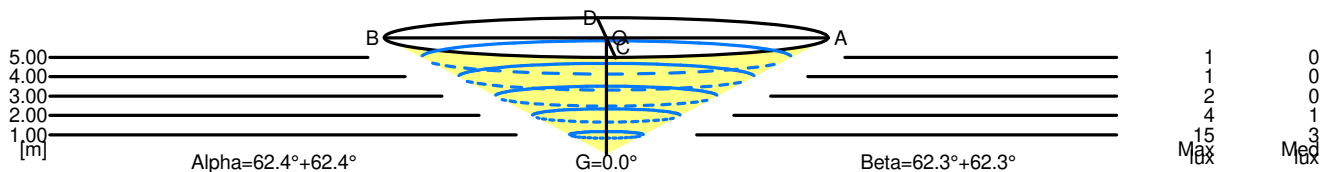
LED Flux=134,74lm LED Power=4,95W Eff=71% EfcLed=27lm/W EfcLum=10lm/W L70(6K)=60000 h

C.I.E.	32 63 89 49 100	D DIN 5040	C22
F UTE	0.49 I + 0.51 T	B NBN	BZ 6

Width at 50.00 % of Max Intensity

H[m]	1.00	2.00	3.00	4.00	5.00	H[m]	1.00	2.00	3.00	4.00	5.00
OA	1.91	3.82	5.73	7.64	9.55	OC	1.91	3.82	5.73	7.63	9.54
OB	1.91	3.82	5.73	7.64	9.55	OD	1.91	3.82	5.73	7.63	9.54

	Luminous Intensities [cd/klm]									
	0	5	15	25	35	45	55	65	75	85
OA	14.75	14.72	14.34	13.59	12.44	10.91	8.99	6.76	4.35	1.58
OB	14.75	14.72	14.34	13.59	12.44	10.91	8.99	6.76	4.35	1.58
OC	14.75	14.72	14.34	13.59	12.44	10.91	8.99	6.76	4.35	1.58
OD	14.75	14.72	14.34	13.59	12.44	10.91	8.99	6.76	4.35	1.58



5.00	19.10	1	0		
4.00	15.28	1	0		
3.00	11.46	2	0		
2.00	7.64	4	1		
1.00	3.82	15	3		
H[m]	D[m]	Max lux	Med lux	Alpha=62.4°+62.4°	G=0.0

5.00	19.09	1	0		
4.00	15.27	1	0		
3.00	11.45	2	0		
2.00	7.63	4	1		
1.00	3.82	15	3		
H[m]	D[m]	Max lux	Med lux	Beta=62.3°+62.3°	G=0.0