

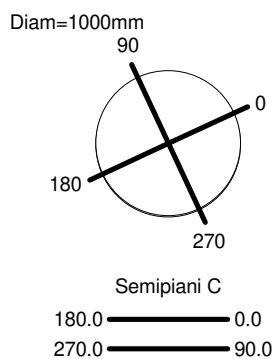
## Luminaire

Code 1993330A\_G  
 Name DISCOVERY VERTICAL 100 RGB+W NRO - GREEN

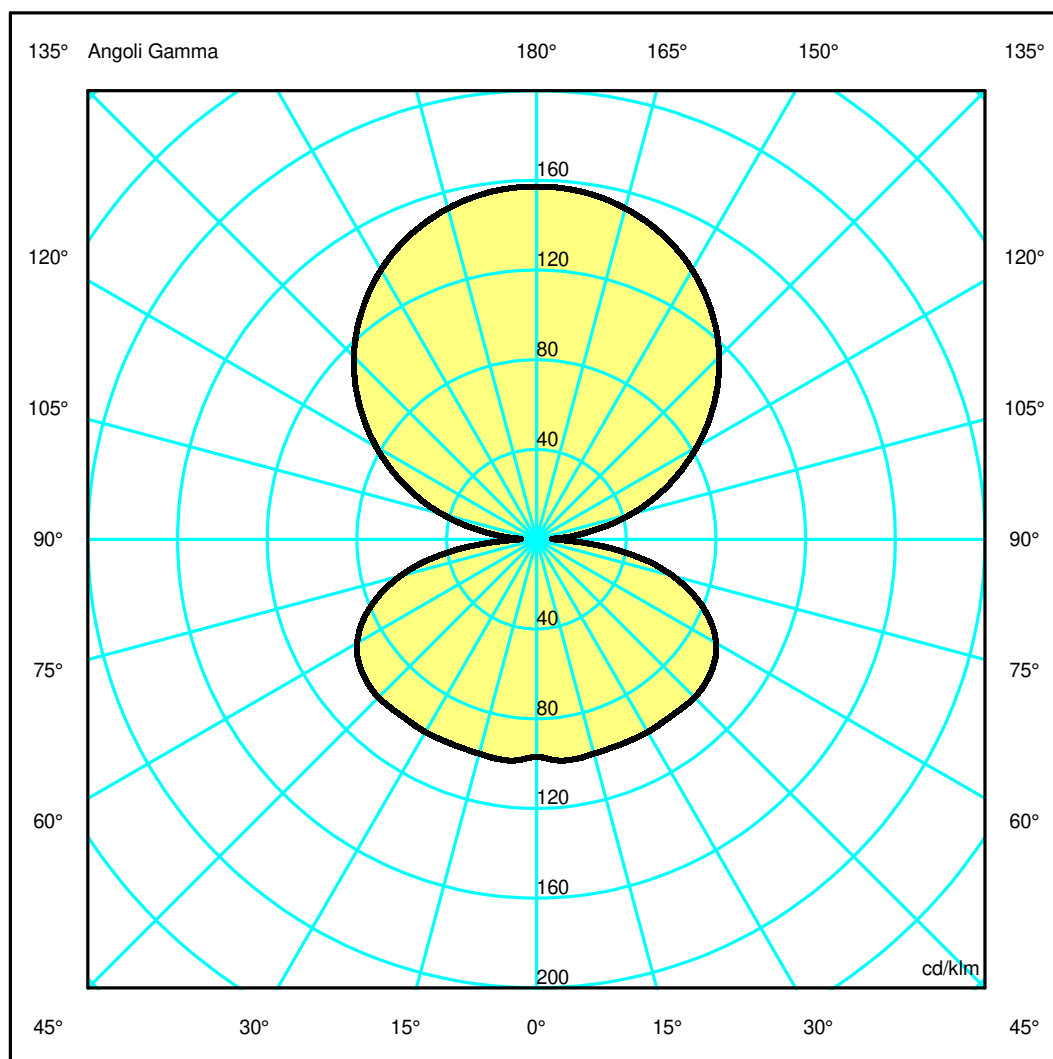
## Measurerm.

Code FTS2000415  
 Name DISCOVERY VERTICAL 100 RGB+W NRO - GREEN

Luminaire Flux	708 lm	Luminaire Power	18.0 W	Efficacy	39.319 lm/W	Efficiency	100.00%
Source Flux	708 lm	Maximum value	157.28 cd/klm	Position	C=90.00 G=179.00	CG	Asymmetrical
Round Luminaire		Diam.	1000 mm	Height	17 mm		
Round Luminous Area		Diam.	950 mm	Height	0 mm		
Horizontal Luminous Area			0.708822 m2	Emitting area on Plane 180°			0.000000 m2
Emitting area on Plane 0°			0.000000 m2	Emitting area on Plane 270°			0.000000 m2
Emitting area on Plane 90°			0.000000 m2	Glare area at 76°			0.171480 m2
Coordinate system		CG		Symmetry Type		Asymmetrical	
Date		11-11-2020		Maximum Gamma Angle		180	
Measurement Distance		0.00		Measurement Flux		708 lm	
LED Flux=1097,27lm LED Power=11,92W Effic=65% EfcLed=92lm/W EfcLum=39lm/W L70(6K)=60000 h							
C.I.E.	32 63 89 49 100			D DIN 5040		C22	
F UTE	0.49 I + 0.51 T			B NBN		BZ 6	



ULOR 51.31 %  
 DLOR 48.69 %  
 RN 51.31 %



## Luminaire

Code 1993330A\_G  
Name DISCOVERY VERTICAL 100 RGB+W NRO - GREEN

## Measurem.

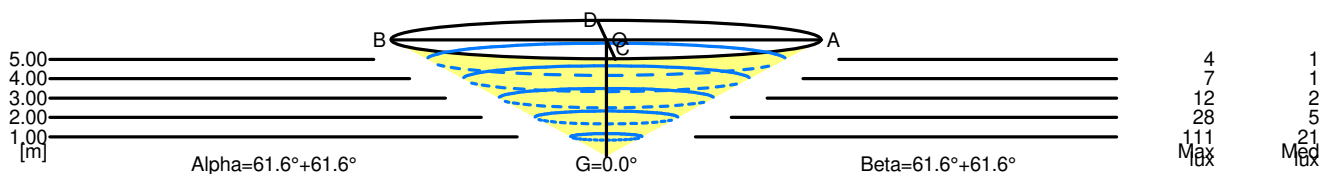
Code FTS2000415  
Name DISCOVERY VERTICAL 100 RGB+W NRO - GREEN

Luminaire Flux	708 lm	Luminaire Power	18.0 W	Efficacy	39.319 lm/W	Efficiency	100.00%
Source Flux	708 lm	Maximum value	157.28 cd/klm	Position	C=90.00 G=179.00	CG	Asymmetrical
Round Luminaire		Diam.	1000 mm	Height	17 mm		
Round Luminous Area		Diam.	950 mm	Height	0 mm		
Horizontal Luminous Area			0.708822 m2	Emitting area on Plane 180°			0.000000 m2
Emitting area on Plane 0°			0.000000 m2	Emitting area on Plane 270°			0.000000 m2
Emitting area on Plane 90°			0.000000 m2	Glare area at 76°			0.171480 m2
Coordinate system		CG		Symmetry Type			Asymmetrical
Date		11-11-2020		Maximum Gamma Angle			180
Measurement Distance		0.00		Measurement Flux			708 lm
LED Flux=1097,27lm LED Power=11,92W Eff=65% EfcLed=92lm/W EfcLum=39lm/W L70(6K)=60000 h							
C.I.E.	32 63 89 49 100			D DIN 5040		C22	
F UTE	0.49 I + 0.51 T			B NBN		BZ 6	

Width at 50.00 % of Max Intensity

H[m]	1.00	2.00	3.00	4.00	5.00	H[m]	1.00	2.00	3.00	4.00	5.00
OA	1.85	3.70	5.55	7.40	9.25	OC	1.85	3.70	5.55	7.40	9.25
OB	1.85	3.70	5.55	7.40	9.25	OD	1.85	3.70	5.55	7.40	9.25

	Luminous Intensities [ cd/klm]									
	0	5	15	25	35	45	55	65	75	85
OA	111.31	111.04	108.12	102.25	93.36	81.51	66.72	49.65	31.04	10.66
OB	111.31	111.04	108.12	102.25	93.36	81.51	66.72	49.65	31.04	10.66
OC	111.31	111.04	108.12	102.25	93.36	81.51	66.72	49.65	31.04	10.66
OD	111.31	111.04	108.12	102.25	93.36	81.51	66.72	49.65	31.04	10.66



5.00	18.50	4	1		
4.00	14.80	7	1		
3.00	11.10	12	2		
2.00	7.40	28	5		
1.00	3.70	111	21		
H[m]	D[m]	Max lux	Med lux	Alpha=61.6°+61.6°	G=0.0

5.00	18.50	4	1		
4.00	14.80	7	1		
3.00	11.10	12	2		
2.00	7.40	28	5		
1.00	3.70	111	21		
H[m]	D[m]	Max lux	Med lux	Beta=61.6°+61.6°	G=0.0