

Luminaire

Code 1993330A_R
Name DISCOVERY VERTICAL 100 RGB+W NRO - RED

Measurerm.

Code FTS2000414
Name DISCOVERY VERTICAL 100 RGB+W NRO - RED

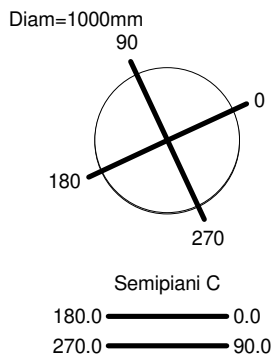
Luminaire Flux	304 lm	Luminaire Power	18.0 W	Efficacy	16.871 lm/W	Efficiency	100.00%
Source Flux	304 lm	Maximum value	158.73 cd/klm	Position	C=90.00 G=178.00	CG	Asymmetrical
Round Luminaire		Diam.	1000 mm	Height	17 mm		
Round Luminous Area		Diam.	950 mm	Height	0 mm		
Horizontal Luminous Area			0.708822 m2	Emitting area on Plane 180°			0.000000 m2
Emitting area on Plane 0°			0.000000 m2	Emitting area on Plane 270°			0.000000 m2
Emitting area on Plane 90°			0.000000 m2	Glare area at 76°			0.171480 m2
Coordinate system		CG		Symmetry Type		Asymmetrical	
Date		11-11-2020		Maximum Gamma Angle		180	
Measurement Distance		0.00		Measurement Flux		304 lm	

LED Flux=492,44lm LED Power=12,05W Eff=62% EfcLed=41lm/W EfcLum=17lm/W L70(6K)=60000 h

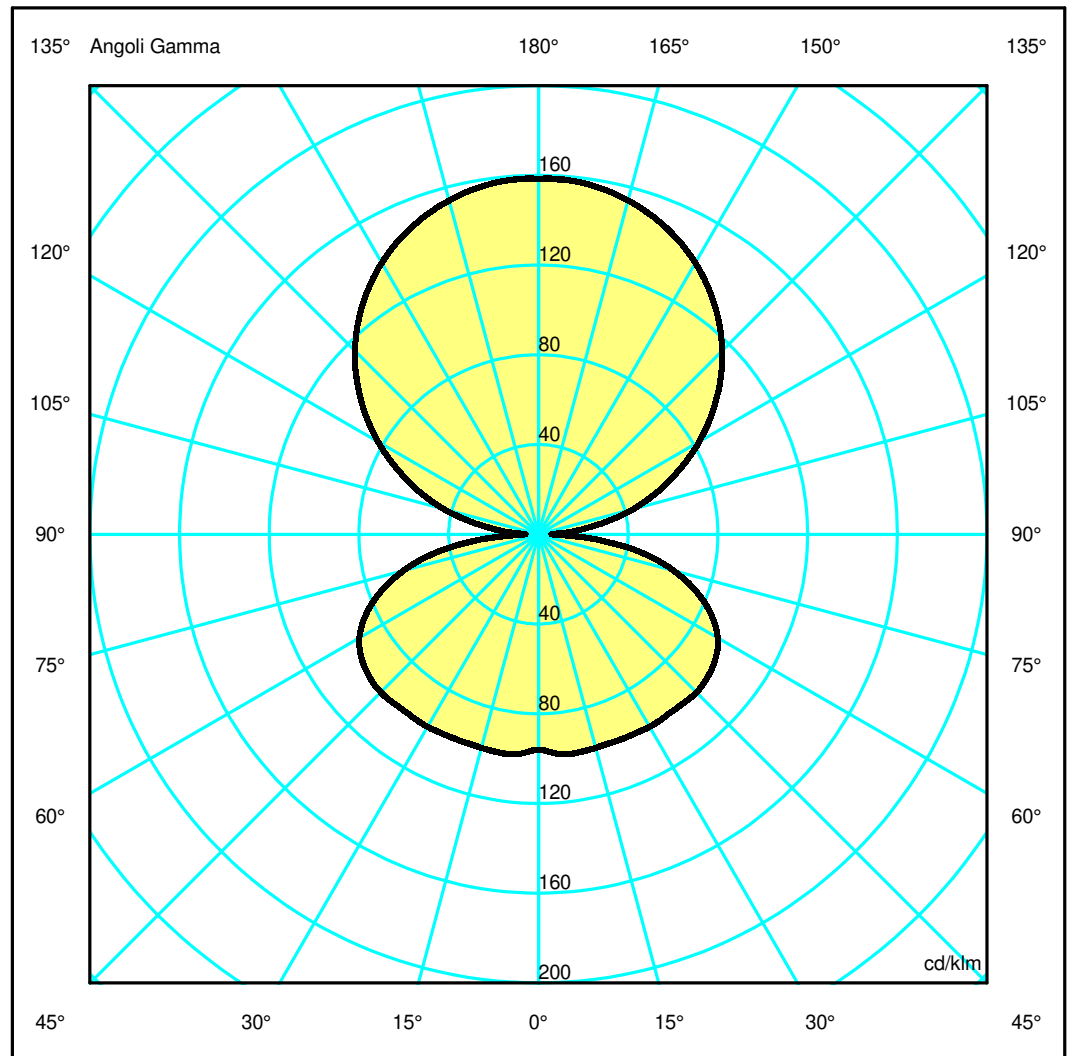
C.I.E. 32 64 89 48 100
F UTE 0.48 I + 0.52 T

D DIN 5040
B NBN

C22
BZ 6



ULOR 51.50 %
DLOR 48.50 %
RN 51.50 %



Luminaire

Code 1993330A_R
Name DISCOVERY VERTICAL 100 RGB+W NRO - RED

Measurerm.

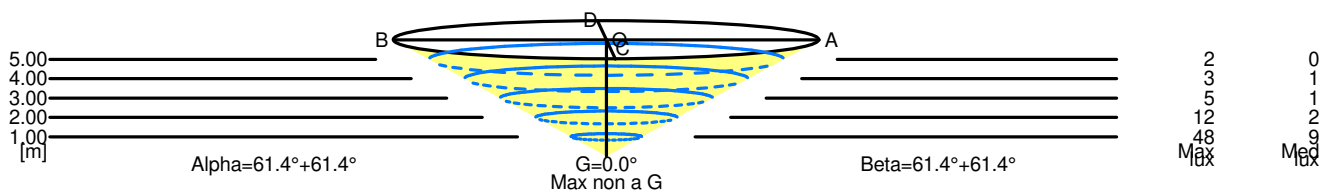
Code FTS2000414
Name DISCOVERY VERTICAL 100 RGB+W NRO - RED

Luminaire Flux	304 lm	Luminaire Power	18.0 W	Efficacy	16.871 lm/W	Efficiency	100.00%
Source Flux	304 lm	Maximum value	158.73 cd/klm	Position	C=90.00 G=178.00	CG	Asymmetrical
Round Luminaire		Diam.	1000 mm	Height	17 mm		
Round Luminous Area		Diam.	950 mm	Height	0 mm		
Horizontal Luminous Area			0.708822 m2	Emitting area on Plane 180°			0.000000 m2
Emitting area on Plane 0°			0.000000 m2	Emitting area on Plane 270°			0.000000 m2
Emitting area on Plane 90°			0.000000 m2	Glare area at 76°			0.171480 m2
Coordinate system		CG		Symmetry Type		Asymmetrical	
Date		11-11-2020		Maximum Gamma Angle		180	
Measurement Distance		0.00		Measurement Flux		304 lm	
LED Flux=492,44lm LED Power=12,05W Eff=62% EfcLed=41lm/W EfcLum=17lm/W L70(6K)=60000 h							
C.I.E.	32 64 89 48 100			D DIN 5040		C22	
F UTE	0.48 I + 0.52 T			B NBN		BZ 6	

Width at 50.00 % of Max Intensity

H[m]	1.00	2.00	3.00	4.00	5.00	H[m]	1.00	2.00	3.00	4.00	5.00
OA	1.83	3.66	5.49	7.32	9.16	OC	1.83	3.66	5.49	7.32	9.16
OB	1.83	3.66	5.49	7.32	9.16	OD	1.83	3.66	5.49	7.32	9.16

	Luminous Intensities [cd/klm]									
	0	5	15	25	35	45	55	65	75	85
OA	48.13	48.11	46.81	44.23	40.33	35.14	28.70	21.28	13.29	4.61
OB	48.13	48.11	46.81	44.23	40.33	35.14	28.70	21.28	13.29	4.61
OC	48.13	48.11	46.81	44.23	40.33	35.14	28.70	21.28	13.29	4.61
OD	48.13	48.11	46.81	44.23	40.33	35.14	28.70	21.28	13.29	4.61



5.00	18.31	2	0		
4.00	14.65	3	1		
3.00	10.99	5	1		
2.00	7.32	12	2		
1.00	3.66	48	9		
H[m]	D[m]	Max lux	Med lux	Alpha=61.4°+61.4°	Max non a G G=0.0°

5.00	18.31	2	0		
4.00	14.65	3	1		
3.00	10.99	5	1		
2.00	7.32	12	2		
1.00	3.66	48	9		
H[m]	D[m]	Max lux	Med lux	Beta=61.4°+61.4°	Max non a G G=0.0°