

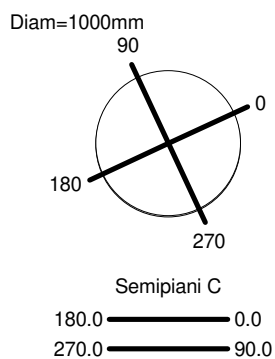
Luminaire

Code 1993330APP
Name DISCOVERY VERTICAL 100 RGB+W APP COMP.NR

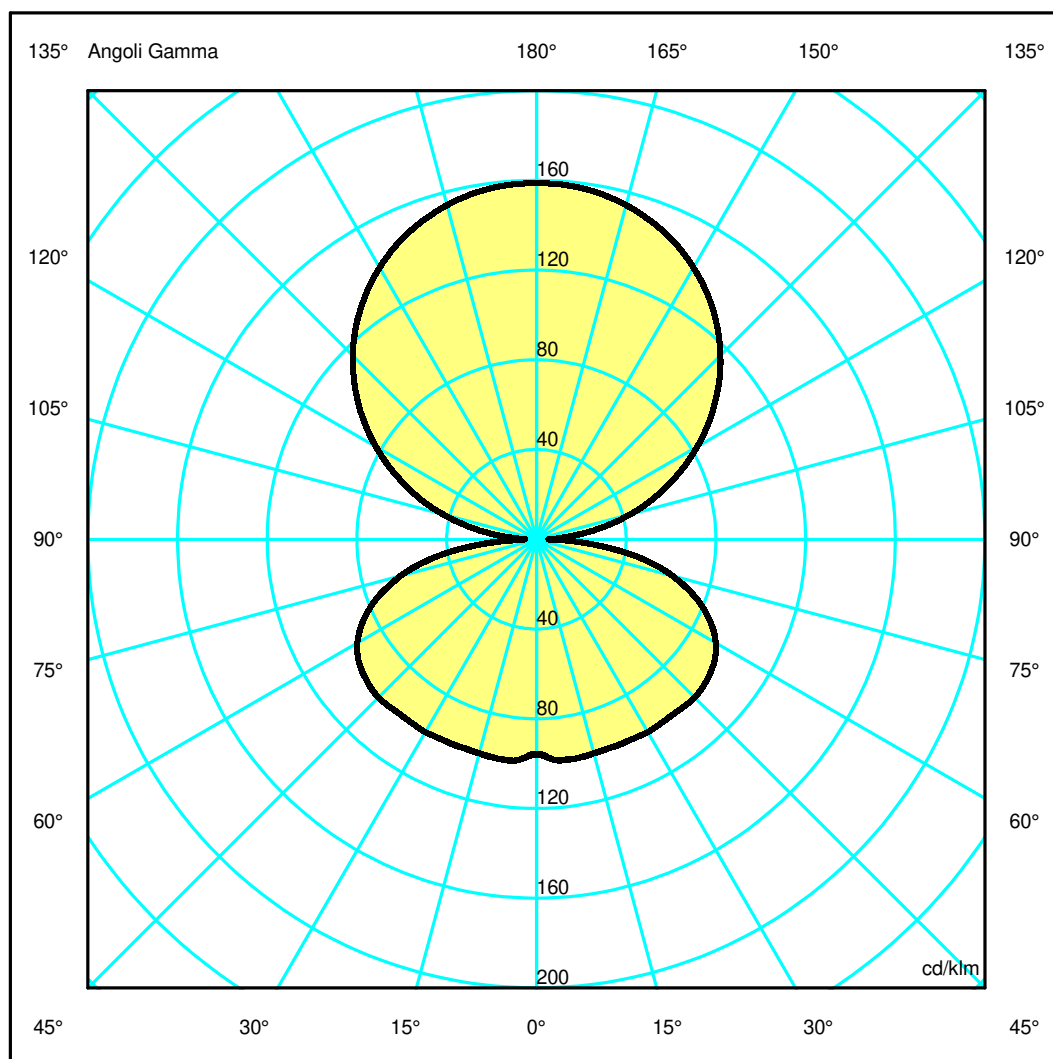
Measurem.

Code FTS2000419
Name DISCOVERY VERTICAL 100 RGB+W APP COMP.NR

Luminaire Flux	3308 lm	Luminaire Power	59.0 W	Efficacy	56.071 lm/W	Efficiency	100.00%
Source Flux	3308 lm	Maximum value	158.85 cd/klm	Position	C=0.00 G=180.00	CG	Asymmetrical
Round Luminaire		Diam.	1000 mm	Height	17 mm		
Round Luminous Area		Diam.	950 mm	Height	0 mm		
Horizontal Luminous Area			0.708822 m2	Emitting area on Plane 180°			0.000000 m2
Emitting area on Plane 0°			0.000000 m2	Emitting area on Plane 270°			0.000000 m2
Emitting area on Plane 90°			0.000000 m2	Glare area at 76°			0.171480 m2
Coordinate system		CG		Symmetry Type		Asymmetrical	
Date		11-11-2020		Maximum Gamma Angle		180	
Measurement Distance		0.00		Measurement Flux		3308 lm	
LED Flux=4871,32lm LED Power=49W Eff=68% EfcLed=99lm/W EfcLum=56lm/W L70(6K)=60000 h							
C.I.E.	32 64 89 49 100			D DIN 5040		C22	
F UTE	0.49 I + 0.51 T			B NBN		BZ 6	



ULOR 51.45 %
DLOR 48.55 %
RN 51.45 %



Luminaire

Code 1993330APP
Name DISCOVERY VERTICAL 100 RGB+W APP COMP.NR

Measur.

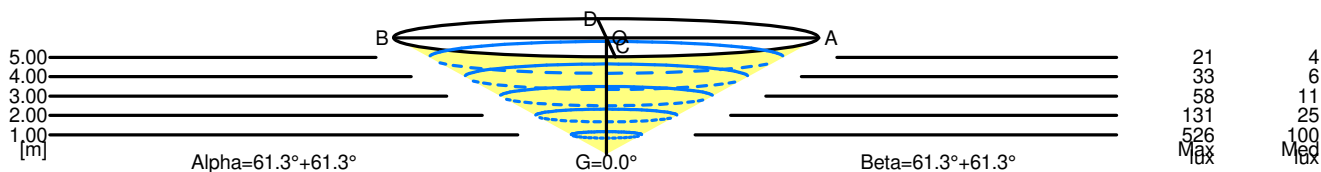
Code FTS2000419
Name DISCOVERY VERTICAL 100 RGB+W APP COMP.NR

Luminaire Flux	3308 lm	Luminaire Power	59.0 W	Efficacy	56.071 lm/W	Efficiency	100.00%
Source Flux	3308 lm	Maximum value	158.85 cd/klm	Position	C=0.00 G=180.00	CG	Asymmetrical
Round Luminaire		Diam.	1000 mm	Height	17 mm		
Round Luminous Area		Diam.	950 mm	Height	0 mm		
Horizontal Luminous Area			0.708822 m2	Emitting area on Plane 180°			0.000000 m2
Emitting area on Plane 0°			0.000000 m2	Emitting area on Plane 270°			0.000000 m2
Emitting area on Plane 90°			0.000000 m2	Glare area at 76°			0.171480 m2
Coordinate system		CG		Symmetry Type		Asymmetrical	
Date		11-11-2020		Maximum Gamma Angle		180	
Measurement Distance		0.00		Measurement Flux		3308 lm	
LED Flux=4871,32lm LED Power=49W Eff=68% EfcLed=99lm/W EfcLum=56lm/W L70(6K)=60000 h							
C.I.E.	32 64 89 49 100			D DIN 5040		C22	
F UTE	0.49 I + 0.51 T			B NBN		BZ 6	

Width at 50.00 % of Max Intensity

H[m]	1.00	2.00	3.00	4.00	5.00	H[m]	1.00	2.00	3.00	4.00	5.00
OA	1.83	3.66	5.49	7.31	9.14	OC	1.83	3.66	5.49	7.31	9.14
OB	1.83	3.66	5.49	7.31	9.14	OD	1.83	3.66	5.49	7.31	9.14

	Luminous Intensities [cd/klm]									
	0	5	15	25	35	45	55	65	75	85
OA	525.52	524.23	510.36	482.33	439.96	383.35	313.19	231.96	143.43	47.93
OB	525.52	524.23	510.36	482.33	439.96	383.35	313.19	231.96	143.43	47.93
OC	525.52	524.23	510.36	482.33	439.96	383.35	313.19	231.96	143.43	47.93
OD	525.52	524.23	510.36	482.33	439.96	383.35	313.19	231.96	143.43	47.93



H[m]	5.00	4.00	3.00	2.00	1.00
D[m]	18.28	14.63	10.97	7.31	3.66
Max lux	21	33	58	131	526
Med lux	4	6	11	25	100
Alpha=61.3°+61.3°					
G=0.0					

H[m]	5.00	4.00	3.00	2.00	1.00
D[m]	18.29	14.63	10.97	7.31	3.66
Max lux	21	33	58	131	526
Med lux	4	6	11	25	100
Beta=61.3°+61.3°					
G=0.0					