

Luminaire

Code 1993360A
Name DISCOVERY VERTICAL 100 RGB+W BZO

Measurerm.

Code FTS2000419
Name DISCOVERY VERTICAL 100 RGB+W BZO

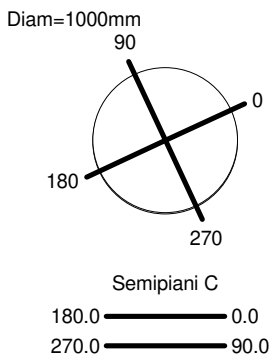
Luminaire Flux	3308 lm	Luminaire Power	59.0 W	Efficacy	56.071 lm/W	Efficiency	100.00%
Source Flux	3308 lm	Maximum value	158.85 cd/klm	Position	C=0.00 G=180.00	CG	Asymmetrical
Round Luminaire		Diam.	1000 mm	Height	17 mm		
Round Luminous Area		Diam.	950 mm	Height	0 mm		
Horizontal Luminous Area			0.708822 m ²	Emitting area on Plane 180°			0.000000 m ²
Emitting area on Plane 0°			0.000000 m ²	Emitting area on Plane 270°			0.000000 m ²
Emitting area on Plane 90°			0.000000 m ²	Glare area at 76°			0.171480 m ²
Coordinate system		CG		Symmetry Type		Asymmetrical	
Date		11-11-2020		Maximum Gamma Angle		180	
Measurement Distance		0.00		Measurement Flux		3308 lm	

LED Flux=4871,32lm LED Power=49W Eff=68% EfcLed=99lm/W EfcLum=56lm/W L70(6K)=60000 h

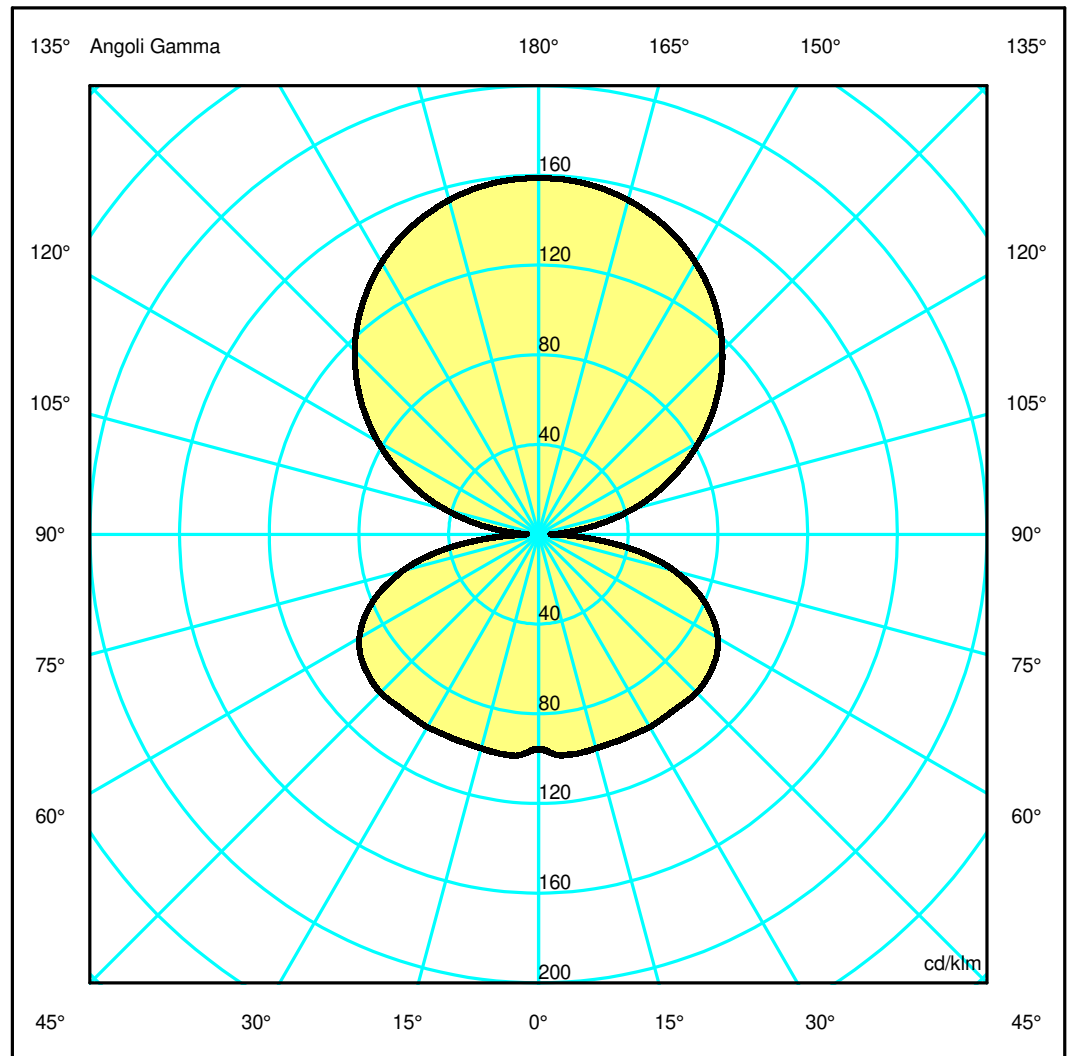
C.I.E. 32 64 89 49 100
F UTE 0.49 I + 0.51 T

D DIN 5040
B NBN

C22
BZ 6



ULOR 51.45 %
DLOR 48.55 %
RN 51.45 %



Luminaire

Code 1993360A
Name DISCOVERY VERTICAL 100 RGB+W BZO

Measurerm.

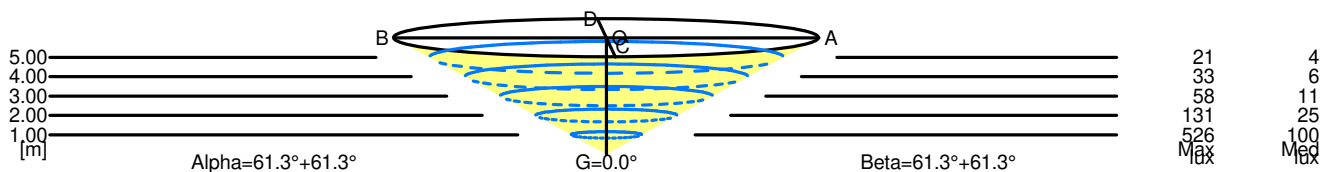
Code FTS2000419
Name DISCOVERY VERTICAL 100 RGB+W BZO

Luminaire Flux	3308 lm	Luminaire Power	59.0 W	Efficacy	56.071 lm/W	Efficiency	100.00%
Source Flux	3308 lm	Maximum value	158.85 cd/klm	Position	C=0.00 G=180.00	CG	Asymmetrical
Round Luminaire		Diam.	1000 mm	Height	17 mm		
Round Luminous Area		Diam.	950 mm	Height	0 mm		
Horizontal Luminous Area			0.708822 m2	Emitting area on Plane 180°			0.000000 m2
Emitting area on Plane 0°			0.000000 m2	Emitting area on Plane 270°			0.000000 m2
Emitting area on Plane 90°			0.000000 m2	Glare area at 76°			0.171480 m2
Coordinate system		CG		Symmetry Type			Asymmetrical
Date		11-11-2020		Maximum Gamma Angle			180
Measurement Distance		0.00		Measurement Flux			3308 lm
LED Flux=4871,32lm LED Power=49W Eff=68% EfcLed=99lm/W EfcLum=56lm/W L70(6K)=60000 h							
C.I.E.	32 64 89 49 100			D DIN 5040		C22	
F UTE	0.49 I + 0.51 T			B NBN		BZ 6	

Width at 50.00 % of Max Intensity

H[m]	1.00	2.00	3.00	4.00	5.00	H[m]	1.00	2.00	3.00	4.00	5.00
OA	1.83	3.66	5.49	7.31	9.14	OC	1.83	3.66	5.49	7.31	9.14
OB	1.83	3.66	5.49	7.31	9.14	OD	1.83	3.66	5.49	7.31	9.14

	Luminous Intensities [cd/klm]									
	0	5	15	25	35	45	55	65	75	85
OA	525.52	524.23	510.36	482.33	439.96	383.35	313.19	231.96	143.43	47.93
OB	525.52	524.23	510.36	482.33	439.96	383.35	313.19	231.96	143.43	47.93
OC	525.52	524.23	510.36	482.33	439.96	383.35	313.19	231.96	143.43	47.93
OD	525.52	524.23	510.36	482.33	439.96	383.35	313.19	231.96	143.43	47.93



5.00	18.28	21	4	
4.00	14.63	33	6	
3.00	10.97	58	11	
2.00	7.31	131	25	
1.00	3.66	526	100	
H[m]	D[m]	Max lux	Med lux	Alpha=61.3°+61.3° G=0.0

5.00	18.29	21	4	
4.00	14.63	33	6	
3.00	10.97	58	11	
2.00	7.31	131	25	
1.00	3.66	526	100	
H[m]	D[m]	Max lux	Med lux	Beta=61.3°+61.3° G=0.0