

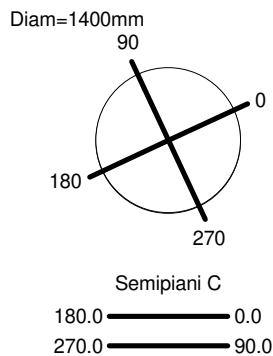
Luminaire

Code 1994030APP
 Name DISCOVERY VERTICAL 140-APP COMPATIB.NRO

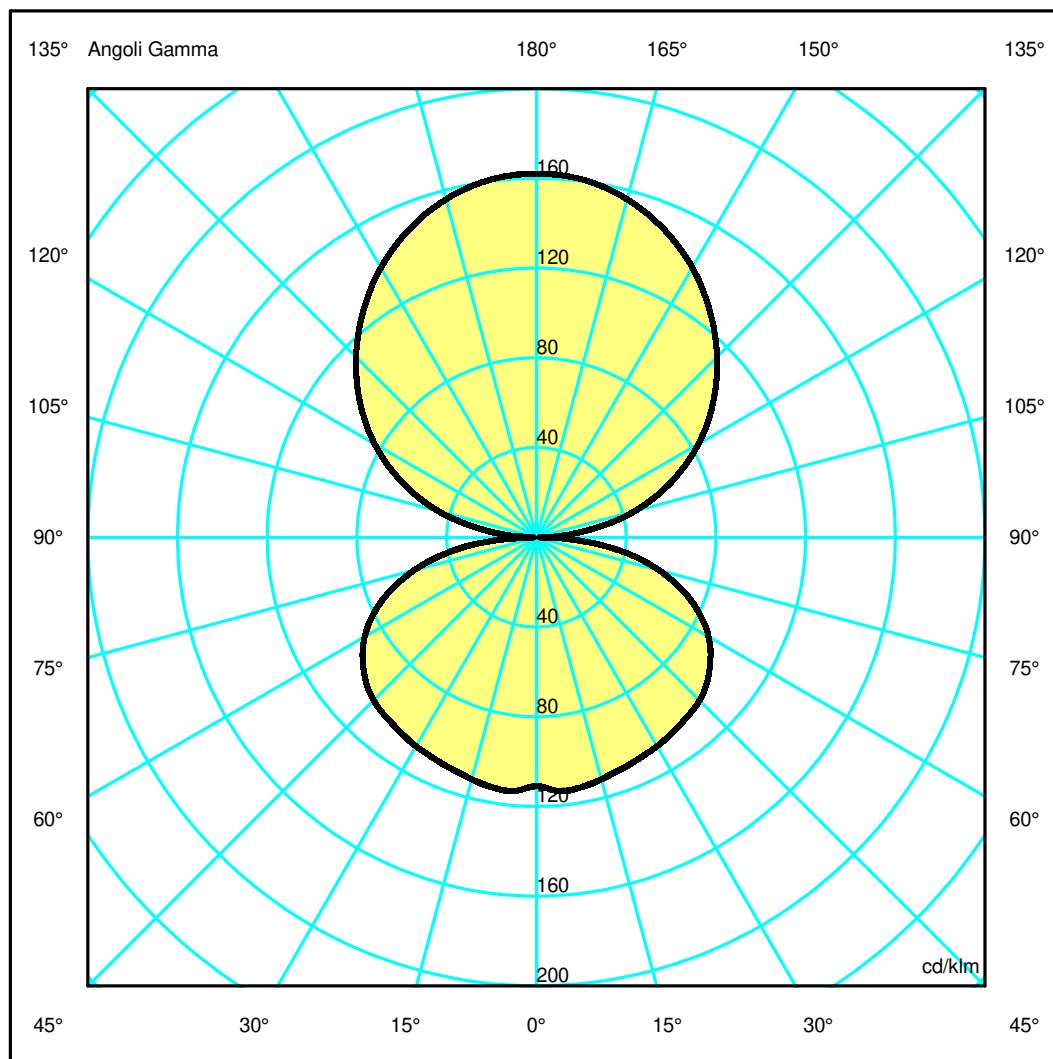
Measurerm.

Code FTS1802409
 Name DISCOVERY VERTICAL 140-APP COMPATIB.NRO

Luminaire Flux	6762 lm	Luminaire Power	80.0 W	Efficacy	84.524 lm/W	Efficiency	100.00%
Source Flux	6762 lm	Maximum value	162.13 cd/klm	Position	C=0.00 G=180.00	CG	Asymmetrical
Round Luminaire		Diam.	1400 mm	Height	17 mm		
Round Luminous Area		Diam.	1350 mm	Height	0 mm		
Horizontal Luminous Area			1.431388 m2	Emitting area on Plane 180°			0.000000 m2
Emitting area on Plane 0°			0.000000 m2	Emitting area on Plane 270°			0.000000 m2
Emitting area on Plane 90°			0.000000 m2	Glare area at 76°			0.346284 m2
Coordinate system		CG		Symmetry Type		Asymmetrical	
Date		03-12-2020		Maximum Gamma Angle		180	
Measurement Distance		0.00		Measurement Flux		6762 lm	
LED Flux=10325,14lm LED Power=71W Eff=65% EfcLed=145lm/W EfcLum=85lm/W CCT=3000K Ra=90 SDCM=3 L70(6K)=50000 h							
C.I.E.	35 67 91 48 100			D DIN 5040	C22		
F UTE	0.48 G + 0.52 T			B NBN	BZ 6		



ULOR 51.51 %
 DLOR 48.49 %
 RN 51.51 %



Luminaire

Code 1994030APP
Name DISCOVERY VERTICAL 140-APP COMPATIB.NRO

Measurerm.

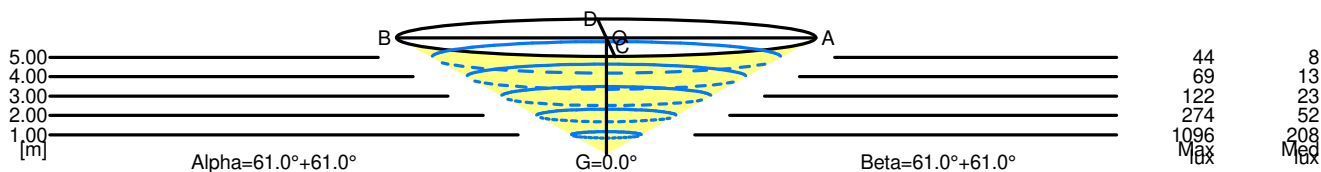
Code FTS1802409
Name DISCOVERY VERTICAL 140-APP COMPATIB.NRO

Luminaire Flux	6762 lm	Luminaire Power	80.0 W	Efficacy	84.524 lm/W	Efficiency	100.00%
Source Flux	6762 lm	Maximum value	162.13 cd/klm	Position	C=0.00 G=180.00	CG	Asymmetrical
Round Luminaire		Diam.	1400 mm	Height	17 mm		
Round Luminous Area		Diam.	1350 mm	Height	0 mm		
Horizontal Luminous Area			1.431388 m2	Emitting area on Plane 180°			0.000000 m2
Emitting area on Plane 0°			0.000000 m2	Emitting area on Plane 270°			0.000000 m2
Emitting area on Plane 90°			0.000000 m2	Glare area at 76°			0.346284 m2
Coordinate system		CG		Symmetry Type		Asymmetrical	
Date		03-12-2020		Maximum Gamma Angle		180	
Measurement Distance		0.00		Measurement Flux		6762 lm	
LED Flux=10325,14lm LED Power=71W Eff=65% EfcLed=145lm/W EfcLum=85lm/W CCT=3000K Ra=90 SDCM=3 L70(6K)=50000 h							
C.I.E.	35 67 91 48 100			D DIN 5040		C22	
F UTE	0.48 G + 0.52 T			B NBN		BZ 6	

Width at 50.00 % of Max Intensity

H[m]	1.00	2.00	3.00	4.00	5.00	H[m]	1.00	2.00	3.00	4.00	5.00
OA	1.80	3.61	5.41	7.22	9.02	OC	1.80	3.61	5.41	7.22	9.02
OB	1.80	3.61	5.41	7.22	9.02	OD	1.80	3.61	5.41	7.22	9.02

	Luminous Intensities [cd/klm]									
	0	5	15	25	35	45	55	65	75	85
OA	1096.28	1092.70	1055.13	984.23	886.89	769.59	636.70	483.51	308.05	98.81
OB	1096.28	1092.70	1055.13	984.23	886.89	769.59	636.70	483.51	308.05	98.81
OC	1096.28	1092.70	1055.13	984.23	886.89	769.59	636.70	483.51	308.05	98.81
OD	1096.28	1092.70	1055.13	984.23	886.89	769.59	636.70	483.51	308.05	98.81



5.00	18.05	44	8	
4.00	14.44	69	13	
3.00	10.83	122	23	
2.00	7.22	274	52	
1.00	3.61	1096	208	
H[m]	D[m]	Max lux	Med lux	

5.00	18.04	44	8	
4.00	14.43	69	13	
3.00	10.83	122	23	
2.00	7.22	274	52	
1.00	3.61	1096	208	
H[m]	D[m]	Max lux	Med lux	