

Luminaire

Code 1994310A_W
Name DISCOVERY VERTICAL 140 RGB+W - WHITE

Measurerm.

Code FTS2000441
Name DISCOVERY VERTICAL 140 RGB+W - WHITE

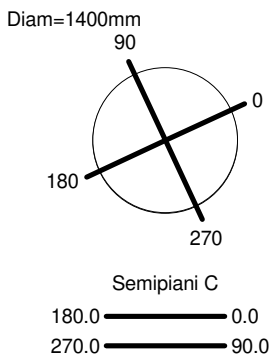
Luminaire Flux	2670 lm	Luminaire Power	33.0 W	Efficacy	80.909 lm/W	Efficiency	100.00%
Source Flux	2670 lm	Maximum value	159.74 cd/klm	Position	C=0.00 G=180.00	CG	Asymmetrical
Round Luminaire		Diam.	1400 mm	Height	17 mm		
Round Luminous Area		Diam.	1350 mm	Height	0 mm		
Horizontal Luminous Area			1.431388 m2	Emitting area on Plane 180°			0.000000 m2
Emitting area on Plane 0°			0.000000 m2	Emitting area on Plane 270°			0.000000 m2
Emitting area on Plane 90°			0.000000 m2	Glare area at 76°			0.346284 m2
Coordinate system		CG		Symmetry Type		Asymmetrical	
Date		11-11-2020		Maximum Gamma Angle		180	
Measurement Distance		0.00		Measurement Flux		2670 lm	

LED Flux=4367,1lm LED Power=27,87W Eff=61% EfcLed=157lm/W EfcLum=81lm/W CCT=3000 Ra=80 L70(6K)=60000 h

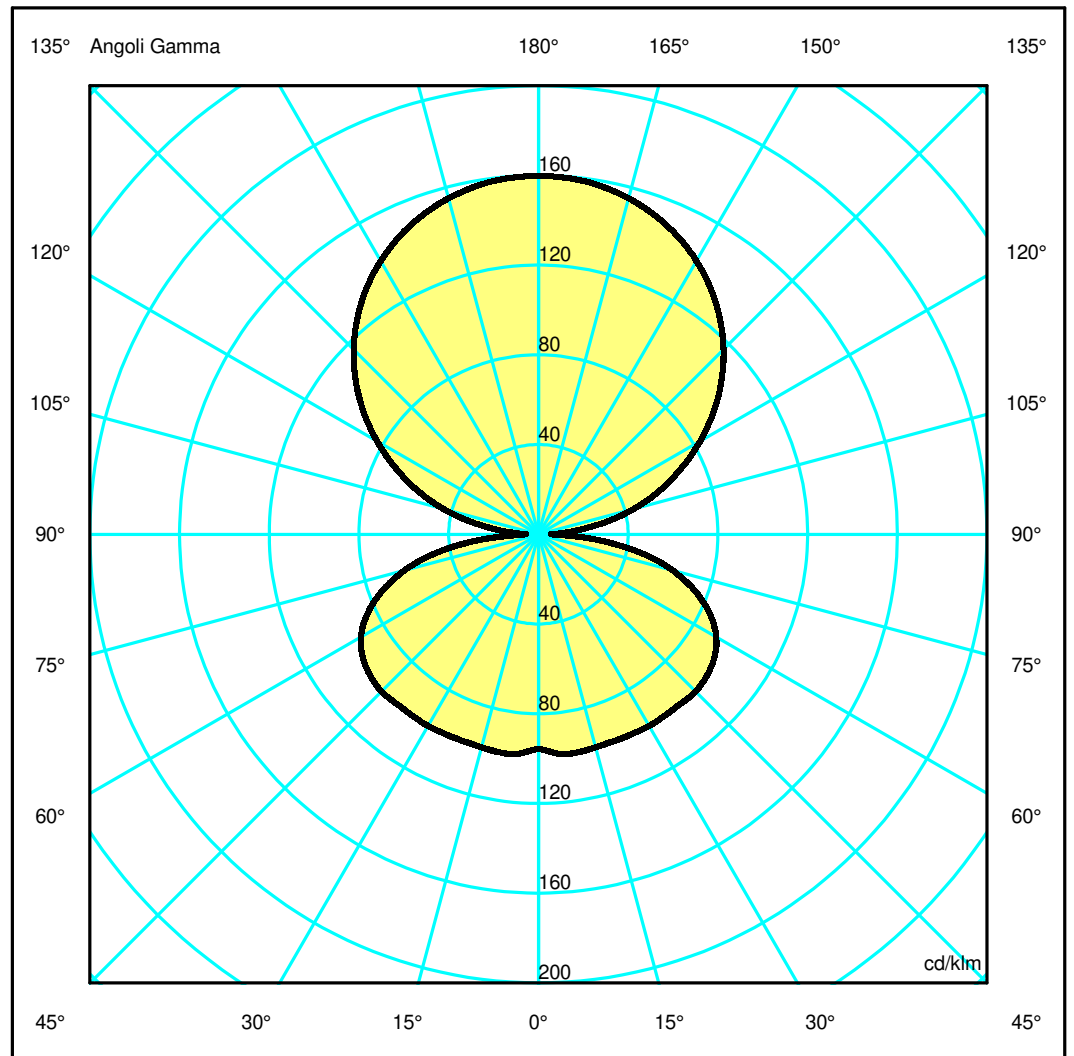
C.I.E. 32 64 89 48 100
F UTE 0.48 I + 0.52 T

D DIN 5040
B NBN

C22
BZ 6



ULOR 51.83 %
DLOR 48.17 %
RN 51.83 %



Luminaire

Code 1994310A_W
Name DISCOVERY VERTICAL 140 RGB+W - WHITE

Measurement

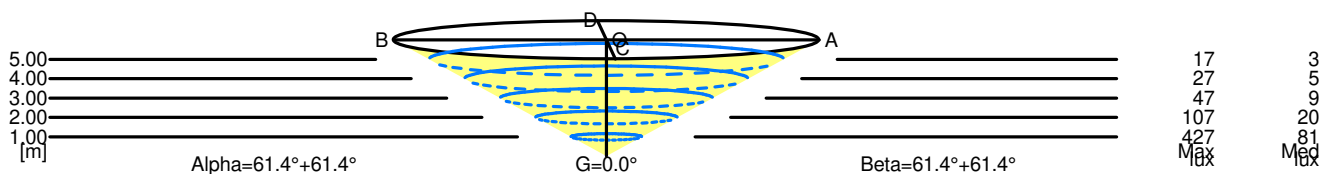
Code FTS2000441
Name DISCOVERY VERTICAL 140 RGB+W - WHITE

Luminaire Flux	2670 lm	Luminaire Power	33.0 W	Efficacy	80.909 lm/W	Efficiency	100.00%
Source Flux	2670 lm	Maximum value	159.74 cd/klm	Position	C=0.00 G=180.00	CG	Asymmetrical
Round Luminaire		Diam.	1400 mm	Height	17 mm		
Round Luminous Area		Diam.	1350 mm	Height	0 mm		
Horizontal Luminous Area			1.431388 m2	Emitting area on Plane 180°			0.000000 m2
Emitting area on Plane 0°			0.000000 m2	Emitting area on Plane 270°			0.000000 m2
Emitting area on Plane 90°			0.000000 m2	Glare area at 76°			0.346284 m2
Coordinate system		CG		Symmetry Type			Asymmetrical
Date		11-11-2020		Maximum Gamma Angle			180
Measurement Distance		0.00		Measurement Flux			2670 lm
LED Flux=4367,1lm LED Power=27,87W Eff=61% EfcLed=157lm/W EfcLum=81lm/W CCT=3000 Ra=80 L70(6K)=60000 h							
C.I.E.	32 64 89 48 100			D DIN 5040		C22	
F UTE	0.48 I + 0.52 T			B NBN		BZ 6	

Width at 50.00 % of Max Intensity

H[m]	1.00	2.00	3.00	4.00	5.00	H[m]	1.00	2.00	3.00	4.00	5.00
OA	1.83	3.66	5.49	7.33	9.16	OC	1.83	3.66	5.49	7.32	9.16
OB	1.83	3.66	5.49	7.33	9.16	OD	1.83	3.66	5.49	7.32	9.16

	Luminous Intensities [cd/klm]									
	0	5	15	25	35	45	55	65	75	85
OA	426.51	425.49	414.16	391.54	357.22	311.34	254.32	188.38	117.44	39.92
OB	426.51	425.49	414.16	391.54	357.22	311.34	254.32	188.38	117.44	39.92
OC	426.51	425.49	414.16	391.54	357.22	311.34	254.32	188.38	117.44	39.92
OD	426.51	425.49	414.16	391.54	357.22	311.34	254.32	188.38	117.44	39.92



5.00	18.31	17	3		
4.00	14.65	27	5		
3.00	10.99	47	9		
2.00	7.33	107	20		
1.00	3.66	427	81		
H[m]	D[m]	Max lux	Med lux	Alpha=61.4°+61.4°	G=0.0

5.00	18.31	17	3		
4.00	14.65	27	5		
3.00	10.99	47	9		
2.00	7.32	107	20		
1.00	3.66	427	81		
H[m]	D[m]	Max lux	Med lux	Beta=61.4°+61.4°	G=0.0