

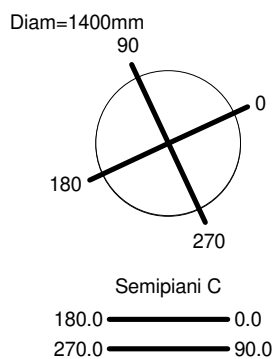
Luminaire

Code 1994330APP_R
Name DISCOVERY VERTICAL 140 RGB+W APP COMP.NR - RED

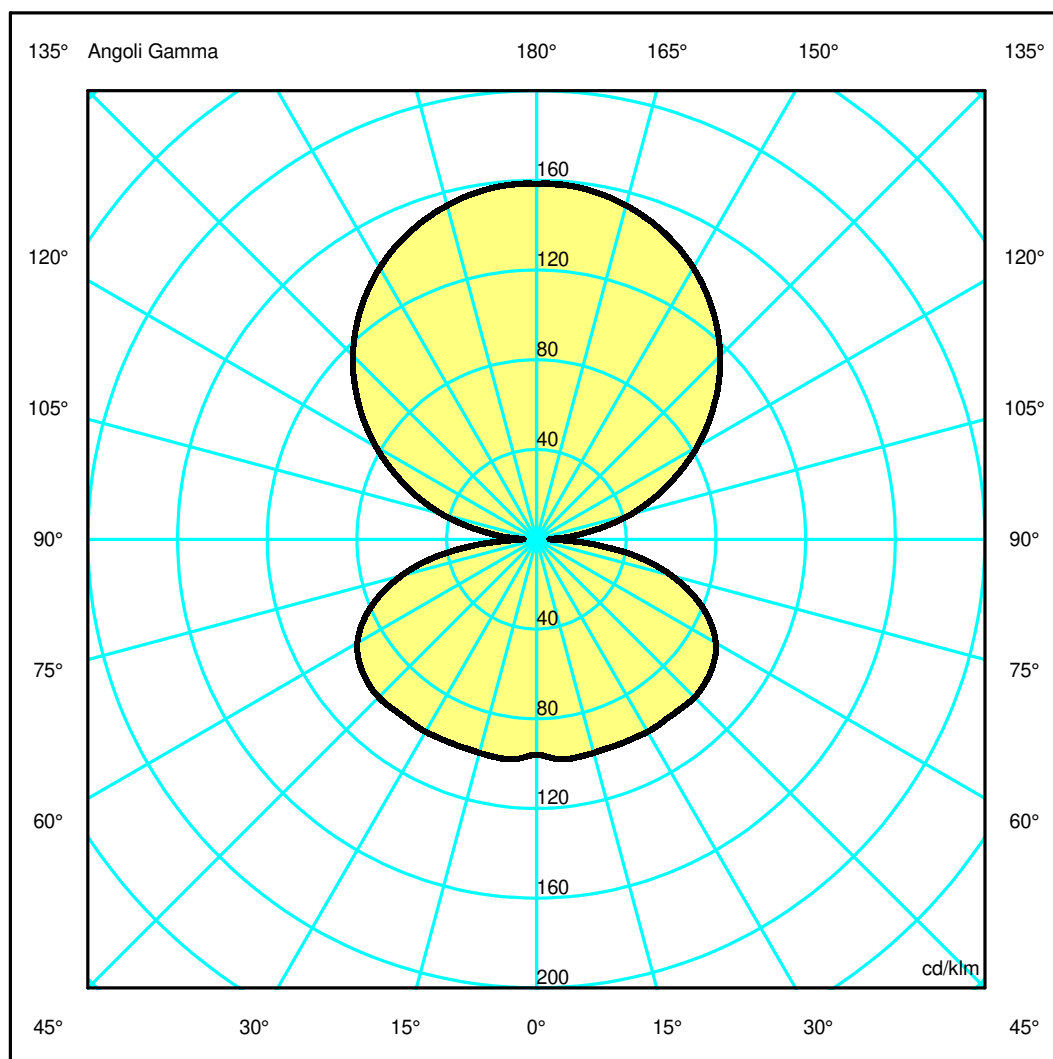
Measurem.

Code FTS2000438
Name DISCOVERY VERTICAL 140 RGB+W APP COMP.NR - RED

Luminaire Flux	399 lm	Luminaire Power	24.0 W	Efficacy	16.618 lm/W	Efficiency	100.00%
Source Flux	399 lm	Maximum value	158.73 cd/klm	Position	C=90.00 G=178.00	CG	Asymmetrical
Round Luminaire		Diam.	1400 mm	Height	17 mm		
Round Luminous Area		Diam.	1350 mm	Height	0 mm		
Horizontal Luminous Area			1.431388 m2	Emitting area on Plane 180°			0.000000 m2
Emitting area on Plane 0°			0.000000 m2	Emitting area on Plane 270°			0.000000 m2
Emitting area on Plane 90°			0.000000 m2	Glare area at 76°			0.346284 m2
Coordinate system		CG		Symmetry Type		Asymmetrical	
Date		11-11-2020		Maximum Gamma Angle		180	
Measurement Distance		0.00		Measurement Flux		399 lm	
LED Flux=683,38lm LED Power=16,72W Eff=58% EfcLed=41lm/W EfcLum=16lm/W L70(6K)=60000 h							
C.I.E.	32 64 89 48 100			D DIN 5040		C22	
F UTE	0.48 I + 0.52 T			B NBN		BZ 6	



ULOR 51.50 %
DLOR 48.50 %
RN 51.50 %



Luminaire

Code 1994330APP_R
Name DISCOVERY VERTICAL 140 RGB+W APP COMP.NR - RED

Measurerm.

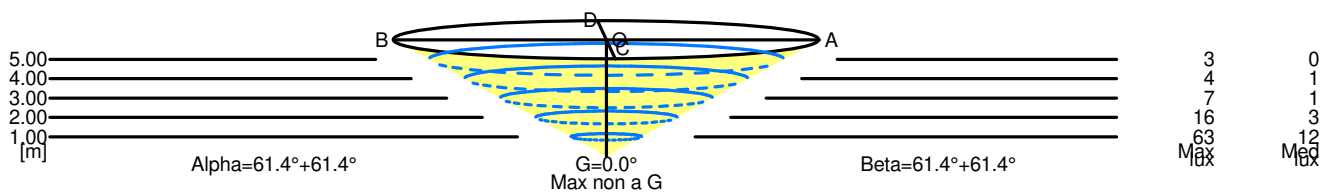
Code FTS2000438
Name DISCOVERY VERTICAL 140 RGB+W APP COMP.NR - RED

Luminaire Flux	399 lm	Luminaire Power	24.0 W	Efficacy	16.618 lm/W	Efficiency	100.00%
Source Flux	399 lm	Maximum value	158.73 cd/klm	Position	C=90.00 G=178.00	CG	Asymmetrical
Round Luminaire		Diam.	1400 mm	Height	17 mm		
Round Luminous Area		Diam.	1350 mm	Height	0 mm		
Horizontal Luminous Area			1.431388 m2	Emitting area on Plane 180°			0.000000 m2
Emitting area on Plane 0°			0.000000 m2	Emitting area on Plane 270°			0.000000 m2
Emitting area on Plane 90°			0.000000 m2	Glare area at 76°			0.346284 m2
Coordinate system		CG		Symmetry Type		Asymmetrical	
Date		11-11-2020		Maximum Gamma Angle		180	
Measurement Distance		0.00		Measurement Flux		399 lm	
LED Flux=683,38lm LED Power=16,72W Eff=58% EfcLed=41lm/W EfcLum=16lm/W L70(6K)=60000 h							
C.I.E.	32 64 89 48 100			D DIN 5040		C22	
F UTE	0.48 I + 0.52 T			B NBN		BZ 6	

Width at 50.00 % of Max Intensity

H[m]	1.00	2.00	3.00	4.00	5.00	H[m]	1.00	2.00	3.00	4.00	5.00
OA	1.83	3.66	5.49	7.32	9.16	OC	1.83	3.66	5.49	7.32	9.16
OB	1.83	3.66	5.49	7.32	9.16	OD	1.83	3.66	5.49	7.32	9.16

	Luminous Intensities [cd/klm]									
	0	5	15	25	35	45	55	65	75	85
OA	63.21	63.18	61.47	58.09	52.97	46.15	37.70	27.95	17.45	6.06
OB	63.21	63.18	61.47	58.09	52.97	46.15	37.70	27.95	17.45	6.06
OC	63.21	63.18	61.47	58.09	52.97	46.15	37.70	27.95	17.45	6.06
OD	63.21	63.18	61.47	58.09	52.97	46.15	37.70	27.95	17.45	6.06



5.00	18.31	3	0		
4.00	14.65	4	1		
3.00	10.99	7	1		
2.00	7.32	16	3		
1.00	3.66	63	12		
H[m]	D[m]	Max lux	Med lux	Alpha=61.4°+61.4°	Max non a G G=0.0°

5.00	18.31	3	0		
4.00	14.65	4	1		
3.00	10.99	7	1		
2.00	7.32	16	3		
1.00	3.66	63	12		
H[m]	D[m]	Max lux	Med lux	Beta=61.4°+61.4°	Max non a G G=0.0°