

Luminaire

Code 2010010A
Name CALIPSO LINEAR SYSTEM C 60

Measurerm.

Code FTS1901906
Name CALIPSO LINEAR SYSTEM C 60

Luminaire Flux	1492 lm	Luminaire Power	22.0 W	Efficacy	67.835 lm/W	Efficiency	100.00%
Source Flux	1492 lm	Maximum value	511.76 cd/klm	Position	C=0.00 G=2.00	CG	Double Symmetrical
Rectangular Luminaire		Length	588 mm	Width	82 mm	Height	70 mm
Rectangular Luminous Area		Length	582 mm	Width	70 mm	Height	0 mm
Horizontal Luminous Area		0.040740 m2		Emitting area on Plane 180°	0.000000 m2		
Emitting area on Plane 0°		0.000000 m2		Emitting area on Plane 270°	0.000000 m2		
Emitting area on Plane 90°		0.000000 m2		Glare area at 76°	0.009856 m2		
Coordinate system		CG		Symmetry Type	Double Symmetrical		
Date		19-07-2019		Maximum Gamma Angle	180		
Measurement Distance		0.00		Measurement Flux	1492 lm		

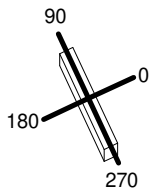
LED Flux=2588.454lm LED Power=19W Eff=58% EfcLed=136lm/W EfcLum=68lm/W CCT=3000K Ra=90 SDCM=3 L90(20K)=50000h

C.I.E. 60 87 97 96 100
F UTE 0.96 D + 0.04 T

D DIN 5040
B NBN

A41
BZ 3

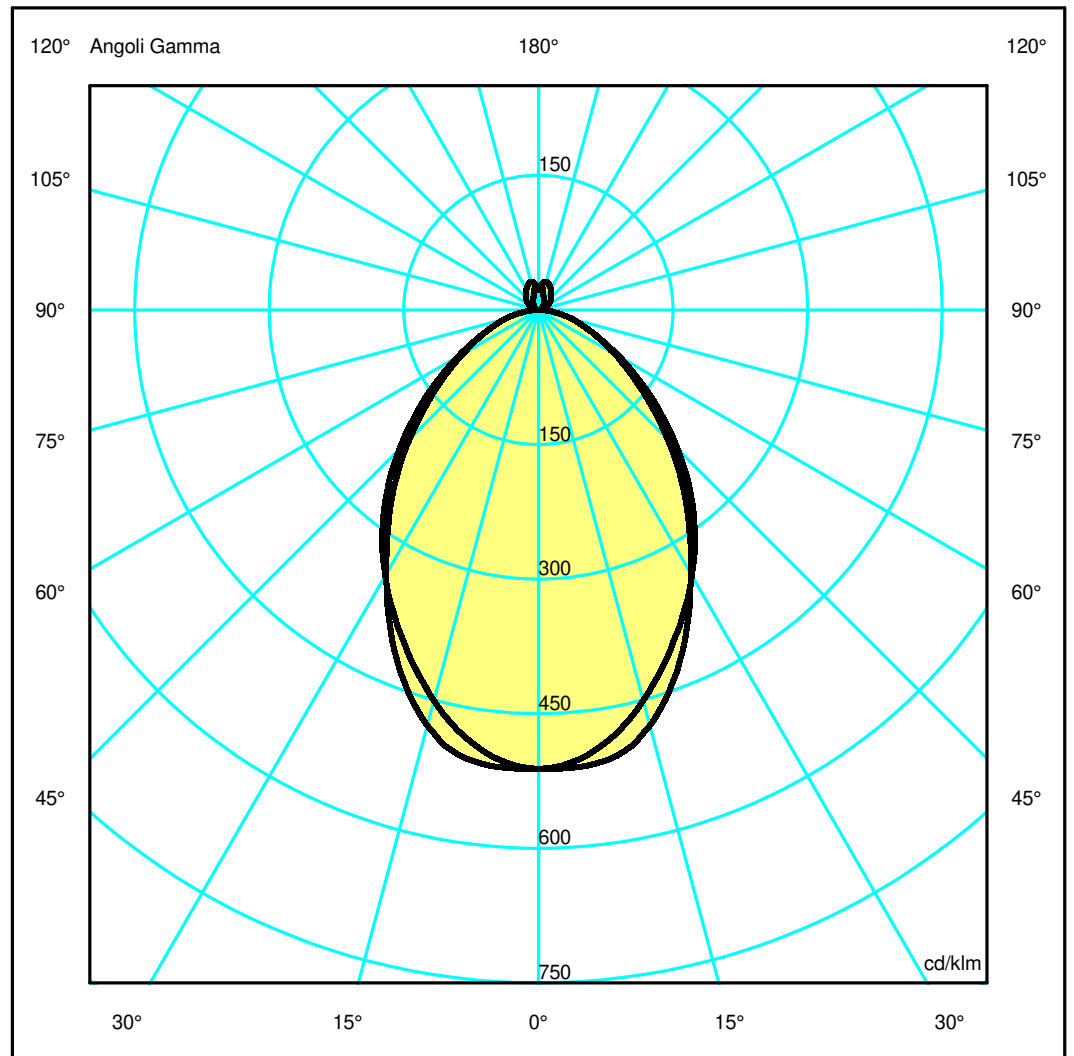
588mm x 82mm



Semipiani C

180.0 — 0.0
270.0 — 90.0

ULOR 4.16 %
DLOR 95.84 %
RN 4.16 %



Luminaire

Code 2010010A
Name CALIPSO LINEAR SYSTEM C 60

Measurment

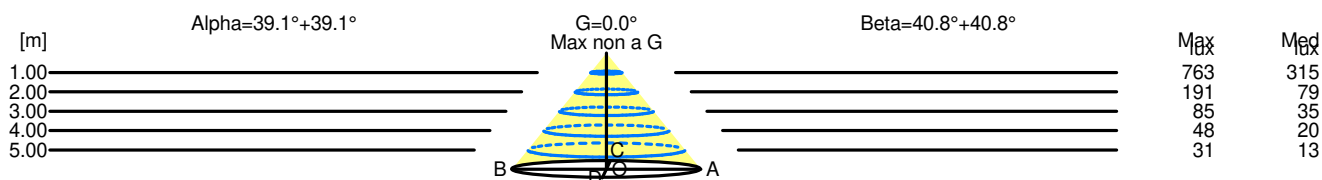
Code FTS1901906
Name CALIPSO LINEAR SYSTEM C 60

Luminaire Flux	1492 lm	Luminaire Power	22.0 W	Efficacy	67.835 lm/W	Efficiency	100.00%
Source Flux	1492 lm	Maximum value	511.76 cd/klm	Position	C=0.00 G=2.00	CG	Double Symmetrical
Rectangular Luminaire		Length	588 mm	Width	82 mm	Height	70 mm
Rectangular Luminous Area		Length	582 mm	Width	70 mm	Height	0 mm
Horizontal Luminous Area		0.040740 m2		Emitting area on Plane 180°		0.000000 m2	
Emitting area on Plane 0°		0.000000 m2		Emitting area on Plane 270°		0.000000 m2	
Emitting area on Plane 90°		0.000000 m2		Glare area at 76°		0.009856 m2	
Coordinate system		CG		Symmetry Type		Double Symmetrical	
Date		19-07-2019		Maximum Gamma Angle		180	
Measurement Distance		0.00		Measurement Flux		1492 lm	
LED Flux=2588.454lm LED Power=19W Eff=58% EfcLed=136lm/W EfcLum=68lm/W CCT=3000K Ra=90 SDCM=3 L90(20K)=50000h							
C.I.E.	60 87 97 96 100			D DIN 5040	A41		
F UTE	0.96 D + 0.04 T			B NBN	BZ 3		

Width at 50.00 % of Max Intensity

H[m]	1.00	2.00	3.00	4.00	5.00	H[m]	1.00	2.00	3.00	4.00	5.00
OA	0.81	1.62	2.44	3.25	4.06	OC	0.86	1.73	2.59	3.45	4.32
OB	0.81	1.62	2.44	3.25	4.06	OD	0.86	1.73	2.59	3.45	4.32

	Luminous Intensities [cd/klm]									
	0	5	15	25	35	45	55	65	75	85
OA	763.05	762.89	715.38	583.12	435.85	303.70	190.21	109.98	58.13	17.38
OB	763.05	762.89	715.38	583.12	435.85	303.70	190.21	109.98	58.13	17.38
OC	763.05	750.58	672.60	564.82	453.05	327.36	205.32	112.86	57.99	17.18
OD	763.05	750.58	672.60	564.82	453.05	327.36	205.32	112.86	57.99	17.18



H[m]	D[m]	Max lux	Med lux	Alpha=39.1°+39.1°	G=0.0 Max non a G
1.00	1.62	763	315		
2.00	3.25	191	79		
3.00	4.87	85	35		
4.00	6.50	48	20		
5.00	8.12	31	13		

H[m]	D[m]	Max lux	Med lux	Beta=40.8°+40.8°	G=0.0 Max non a G
1.00	1.73	763	315		
2.00	3.45	191	79		
3.00	5.18	85	35		
4.00	6.91	48	20		
5.00	8.63	31	13		