

Luminaire

Code 2060010A_450mA EU
 Name RIPPLE 50 SOSPENSIONE_450mA EU

Measurement

Code FTS2200035
 Name RIPPLE 50 SOSPENSIONE_450mA EU

Luminaire Flux	1440 lm	Luminaire Power	20.0 W	Efficacy	72.004 lm/W	Efficiency	100.00%
Source Flux	1440 lm	Maximum value	352.31 cd/klm	Position	C=0.00 G=0.00	CG	Rotosymmetrical
Round Luminaire		Diam.	500 mm	Height	30 mm		
Round Luminous Area		Diam.	300 mm	Height	0 mm		
Horizontal Luminous Area			0.070686 m2	Emitting area on Plane 180°			0.000000 m2
Emitting area on Plane 0°			0.000000 m2	Emitting area on Plane 270°			0.000000 m2
Emitting area on Plane 90°			0.000000 m2	Glare area at 76°			0.017100 m2
Coordinate system		CG		Symmetry Type		Rotosymmetrical	
Date		18-02-2022		Maximum Gamma Angle		180	
Measurement Distance		0.00		Measurement Flux		1440 lm	

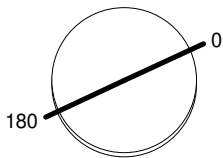
LED Flux=2918lm LED Power=18W Eff=49% EfcLed=165lm/W EfcLum=72lm/W CCT=3000K Ra=90 R9=50 SDCM=2 L70(6K)=50000h

C.I.E. 47 79 96 100 100
 F UTE 1.00 E

D DIN 5040
 B NBN

A30
 BZ 5 / 2 / BZ 4

Diam=500mm



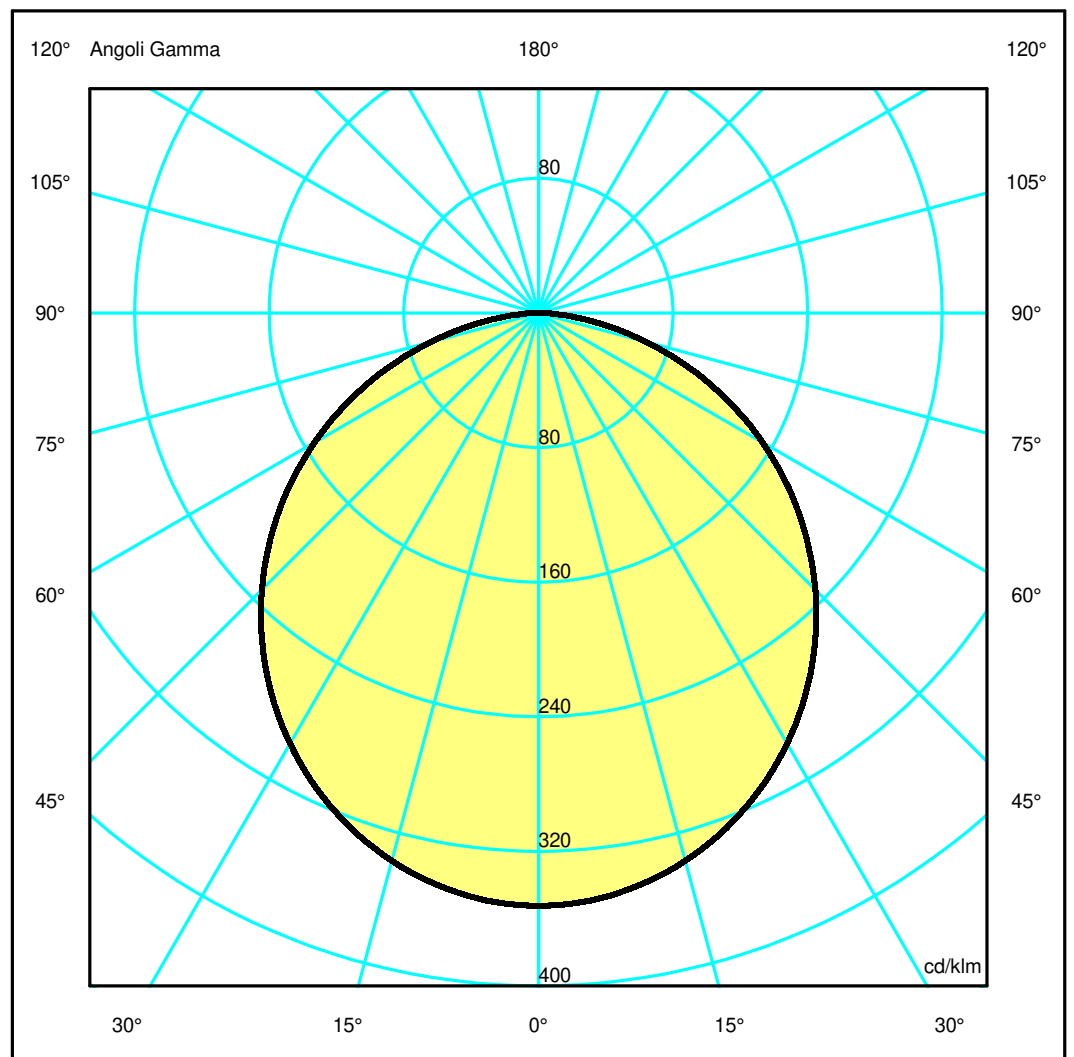
Semipiani C

180.0 ——— 0.0

ULOR 0.02 %

DLOR 99.98 %

RN 0.02 %



Luminaire

Code 2060010A_450mA EU
Name RIPPLE 50 SOSPENSIONE_450mA EU

Measurerm.

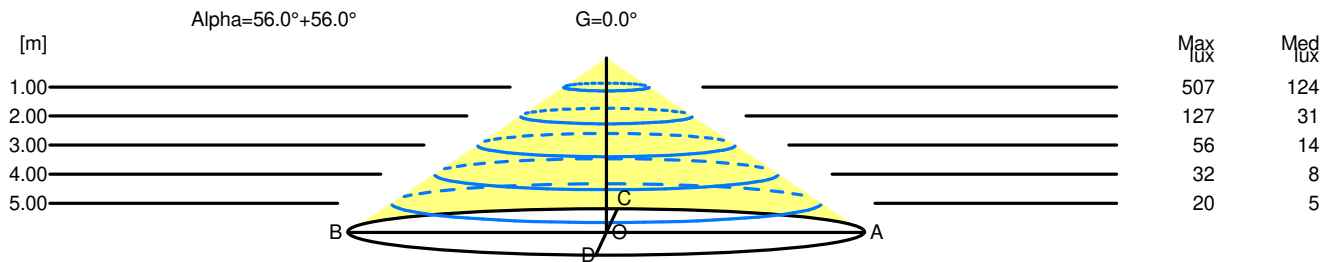
Code FTS2200035
Name RIPPLE 50 SOSPENSIONE_450mA EU

Luminaire Flux	1440 lm	Luminaire Power	20.0 W	Efficacy	72.004 lm/W	Efficiency	100.00%
Source Flux	1440 lm	Maximum value	352.31 cd/klm	Position	C=0.00 G=0.00	CG	Rotosymmetrical
Round Luminaire		Diam.	500 mm	Height	30 mm		
Round Luminous Area		Diam.	300 mm	Height	0 mm		
Horizontal Luminous Area			0.070686 m2	Emitting area on Plane 180°			0.000000 m2
Emitting area on Plane 0°			0.000000 m2	Emitting area on Plane 270°			0.000000 m2
Emitting area on Plane 90°			0.000000 m2	Glare area at 76°			0.017100 m2
Coordinate system		CG		Symmetry Type			Rotosymmetrical
Date		18-02-2022		Maximum Gamma Angle			180
Measurement Distance		0.00		Measurement Flux			1440 lm
LED Flux=2918lm LED Power=18W Eff=49% EfcLed=165lm/W EfcLum=72lm/W CCT=3000K Ra=90 R9=50 SDCM=2 L70(6K)=50000h							
C.I.E.	47 79 96 100 100			D DIN 5040	A30		
F UTE	1.00 E			B NBN	BZ 5 / 2 / BZ 4		

Width at 50.00 % of Max Intensity

H[m]	1.00	2.00	3.00	4.00	5.00	H[m]	1.00	2.00	3.00	4.00	5.00
OA	1.48	2.96	4.45	5.93	7.41	OC	1.48	2.96	4.45	5.93	7.41
OB	1.48	2.96	4.45	5.93	7.41	OD	1.48	2.96	4.45	5.93	7.41

	Luminous Intensities [cd/klm]									
	0	5	15	25	35	45	55	65	75	85
OA	507.35	504.82	485.29	449.27	398.36	334.99	261.45	180.06	95.39	23.17
OB	507.35	504.82	485.29	449.27	398.36	334.99	261.45	180.06	95.39	23.17
OC	507.35	504.82	485.29	449.27	398.36	334.99	261.45	180.06	95.39	23.17
OD	507.35	504.82	485.29	449.27	398.36	334.99	261.45	180.06	95.39	23.17



H[m]	D[m]	Max lux	Med lux	Alpha=56.0°+56.0°	G=0.0
1.00	2.96	507	124		
2.00	5.93	127	31		
3.00	8.89	56	14		
4.00	11.86	32	8		
5.00	14.82	20	5		