

Luminaire

Code 2062010A_850mA EU
 Name RIPPLE 90 SOSPENSIONE_850mA EU

Measurement

Code FTS2200037
 Name RIPPLE 90 SOSPENSIONE_850mA EU

Luminaire Flux	2773 lm	Luminaire Power	38.0 W	Efficacy	72.968 lm/W	Efficiency	100.00%
Source Flux	2773 lm	Maximum value	352.71 cd/klm	Position	C=0.00 G=0.00	CG	Rotosymmetrical
Round Luminaire		Diam.	900 mm	Height	30 mm		
Round Luminous Area		Diam.	870 mm	Height	0 mm		
Horizontal Luminous Area				Emitting area on Plane 180°			0.000000 m2
Emitting area on Plane 0°		0.594468 m2		Emitting area on Plane 270°			0.000000 m2
Emitting area on Plane 90°		0.000000 m2		Glare area at 76°			0.143815 m2
Coordinate system		CG		Symmetry Type			Rotosymmetrical
Date		18-02-2022		Maximum Gamma Angle			180
Measurement Distance		0.00		Measurement Flux			2773 lm

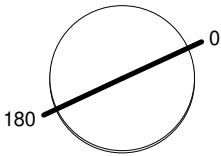
LED Flux=5482lm LED Power=33W Eff=51% EfcLed=165lm/W EfcLum=73lm/W CCT=3000K Ra=90 R9=50 SDCM=2 L70(6K)=50000h

C.I.E. 47 79 96 100 100
 F UTE 1.00 E

D DIN 5040
 B NBN

A30
 BZ 5 / 1.25 / BZ 4

Diam=900mm



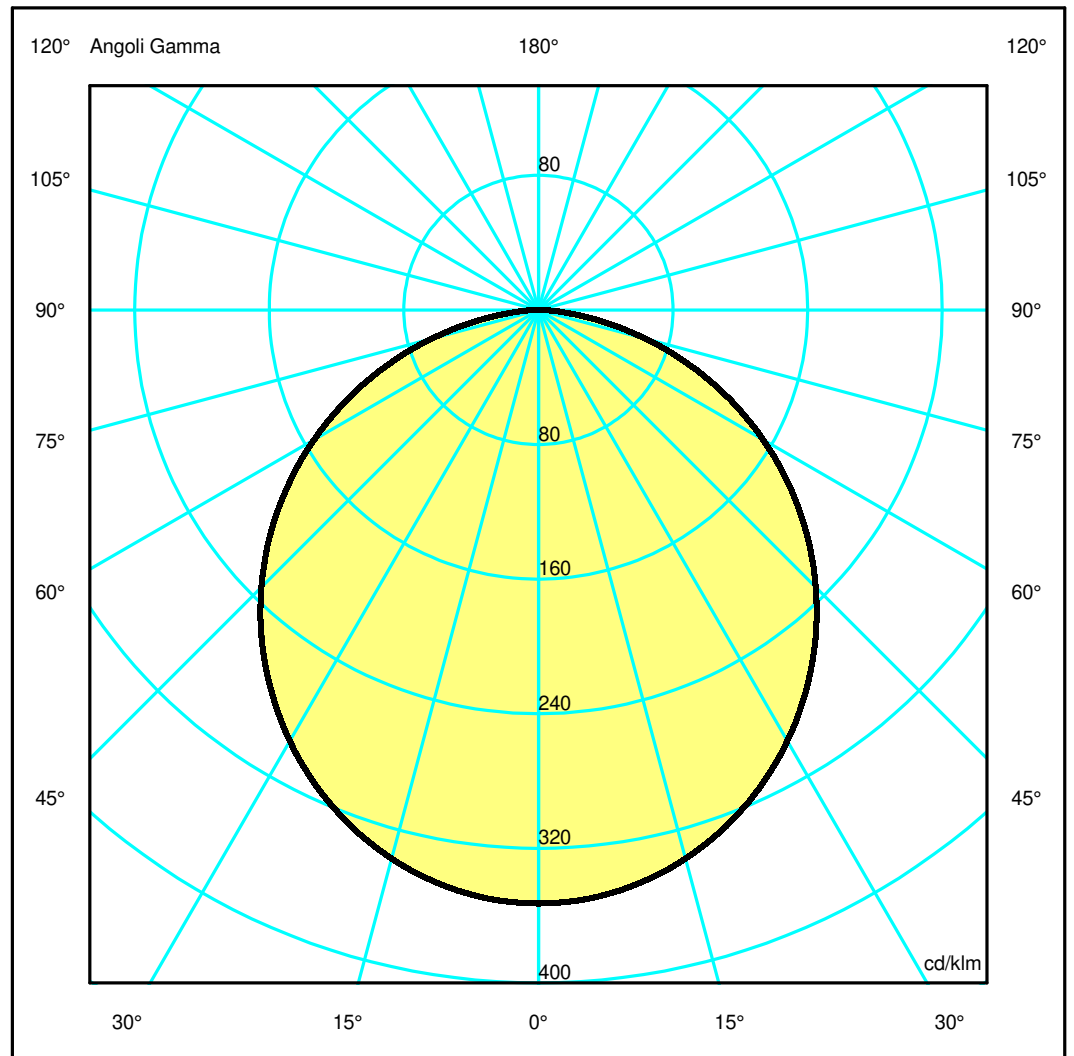
Semipiani C

180.0 ——— 0.0

ULOR 0.01 %

DLOR 99.99 %

RN 0.01 %



Luminaire

Code 2062010A_850mA EU
Name RIPPLE 90 SOSPENSIONE_850mA EU

Measurum.

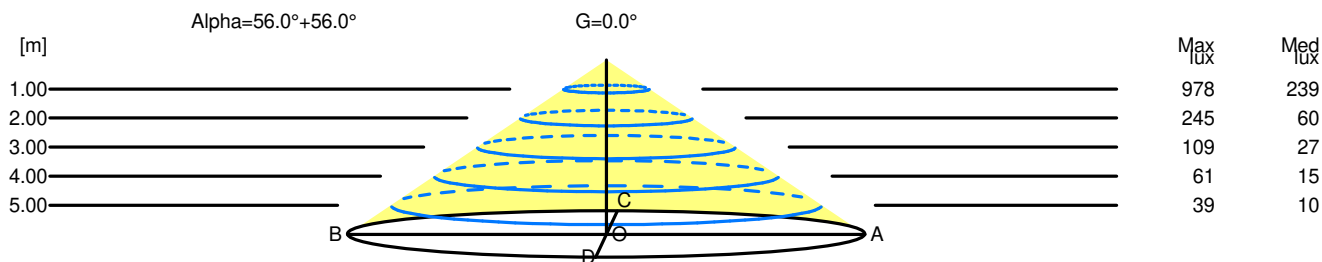
Code FTS2200037
Name RIPPLE 90 SOSPENSIONE_850mA EU

Luminaire Flux	2773 lm	Luminaire Power	38.0 W	Efficacy	72.968 lm/W	Efficiency	100.00%
Source Flux	2773 lm	Maximum value	352.71 cd/klm	Position	C=0.00 G=0.00	CG	Rotosymmetrical
Round Luminaire		Diam.	900 mm	Height	30 mm		
Round Luminous Area		Diam.	870 mm	Height	0 mm		
Horizontal Luminous Area	0.594468 m2			Emitting area on Plane 180°	0.000000 m2		
Emitting area on Plane 0°	0.000000 m2			Emitting area on Plane 270°	0.000000 m2		
Emitting area on Plane 90°	0.000000 m2			Glare area at 76°	0.143815 m2		
Coordinate system	CG	Symmetry Type		Maximum Gamma Angle	180	Rotosymmetrical	
Date	18-02-2022	Measurement Flux			2773 lm		
Measurement Distance	0.00						
LED Flux=5482lm LED Power=33W Eff=51% EfcLed=165lm/W EfcLum=73lm/W CCT=3000K Ra=90 R9=50 SDCM=2 L70(6K)=50000h							
C.I.E.	47 79 96 100 100	D DIN 5040		A30			
F UTE	1.00 E	B NBN		BZ 5 / 1.25 / BZ 4			

Width at 50.00 % of Max Intensity

H[m]	1.00	2.00	3.00	4.00	5.00	H[m]	1.00	2.00	3.00	4.00	5.00
OA	1.48	2.97	4.45	5.94	7.42	OC	1.48	2.97	4.45	5.94	7.42
OB	1.48	2.97	4.45	5.94	7.42	OD	1.48	2.97	4.45	5.94	7.42

	Luminous Intensities [cd/klm]									
	0	5	15	25	35	45	55	65	75	85
OA	978.00	973.16	935.98	865.82	767.51	646.36	504.58	347.19	182.98	41.45
OB	978.00	973.16	935.98	865.82	767.51	646.36	504.58	347.19	182.98	41.45
OC	978.00	973.16	935.98	865.82	767.51	646.36	504.58	347.19	182.98	41.45
OD	978.00	973.16	935.98	865.82	767.51	646.36	504.58	347.19	182.98	41.45



H[m]	D[m]	Max lux	Med lux	Alpha=56.0°+56.0°	G=0.0
1.00	2.97	978	239		
2.00	5.94	245	60		
3.00	8.90	109	27		
4.00	11.87	61	15		
5.00	14.84	39	10		